

## Quick Facts: 07-08

Student Enrollment	Schools	Students
Elementary (K-5)	6	2899
Middle School (6-8)	2	1277
High School (9-12)	1	1737
<b>TOTAL</b>	<b>9</b>	<b>5913</b>
Certified Enrollment*		6371.6

\*Certified enrollment includes open enrolled students living in the district but not attending school in the Linn-Mar district.

English Language Learners:	74
Special Education Students:	635
Attendance Rate (9-12):	95%
Graduation Rate:	95%
Average Class Size (K-5):	22.4
Student/Computer Ratio:	4:1
Volunteer Program (1000 people):	20,069 hours



Free/Reduced Lunch:	15%
Average Number of Lunches Served Daily:	4,100 student
Total Number of Lunches Served:	725,617
Average Number of Breakfasts Served Daily:	450 student
Total Number of Breakfasts Served:	78,929



Average Number Students Transported Daily:..... 3200  
Total Miles Driven:..... 384,832

## Staff Development



Linn-Mar will obtain and retain quality staff.

Quality teachers have a direct correlation with how well students learn. By Board policy, every teacher must be licensed to teach in the state of Iowa and have an endorsement in the teaching assignment area as appropriate.

### School District Personnel

Administrators	19
Teachers	416
Education Assistants	176
Custodians	44
Food Service	68
Other	30
Media Specialists	9
Guidance	17
Secretaries	42
Transportation	63
Maintenance	11
<b>TOTAL</b>	<b>885</b>

231 teachers have advanced degrees

5 teachers hold National Board Certification

48 teachers hired

### Average Teacher Salary

(full time without benefits): \$45,108

### Beginning Teacher Salary

(full time without benefits): \$29,740



### 2007-2008 Board of Directors

Robert Crawford, *President*

Ann Stark, *Vice President*

Barry Buchholz

Bob Gilchrist

Jim Green

Mark Klopfenstein  
(for Steve Colton)

Erik Miles

Lorna Richards

Helen Romanowsky

### District Administration

Katie Mulholland, Ed.D.  
*Superintendent*

Rick Ironside, Ed.D.  
*Associate Superintendent*

Dave Nicholson,  
*Business Administrator*

Dirk Halupnik,  
*Executive Director of Instructional Services*

Julie Jensen, *Executive Director of Student Services*

Karla Christian, *Executive Director of Human Resources*

### Schools

Bowman Woods Elementary

Indian Creek Elementary

Linn Grove Elementary

Novak Elementary

Westfield Elementary

Wilkins Elementary

Oak Ridge School (K-8)

Excelsior Middle School

Linn-Mar High School



319.447.3000  
[www.linnmar.k12.ia.us](http://www.linnmar.k12.ia.us)

## Striving for Educational Excellence

2007-08



## Annual Report to the Community



*We are a learning community working together to develop our students by educating them to confidently meet life's challenges.*

## Programs



Linn-Mar programs will provide educational and extra curricular opportunities tailored to meet the needs of individual students. Character development at all levels.

The Advanced Placement program (AP) provides challenging course work that may receive college credit from post secondary institutions upon successful completion of the course exam. AP courses offered at Linn-Mar span the academic areas of Calculus, Chemistry, Biology, US History, European History, Psychology and English Literature. AP exams are scored on a 1-5 scale, with 5 being the highest score possible.

## Points of Pride

- ✓ 24 AP Scholars
- ✓ 16 State qualifying teams and athletes
- ✓ 9 All-State Athletes
- ✓ 44 All-State Musicians
- ✓ 52 Division I Ratings (music & speech)
- ✓ 25 honor musician performers
- ✓ 3 top finishes at various music contests
- ✓ 8 State Special Olympics medalists
- ✓ 2 State National History Day participants
- ✓ 1st Place Josten's Yearbook Summer Camp
- ✓ 7 State Math Count participants
- ✓ Hannah Jannusch, Invention Convention State Winner
- ✓ Top 25 School on Iowa Advanced Placement Index
- ✓ 7 Belin Blank Influential Teachers.
- ✓ Julie Pegump, State National History Day Teacher of the Year
- ✓ Phil Katz, Iowa High School Baseball Coaches Hall of Fame
- ✓ Iowa Community Education Association Award
- ✓ Kelly Simons, Governors Volunteer Award Recipient

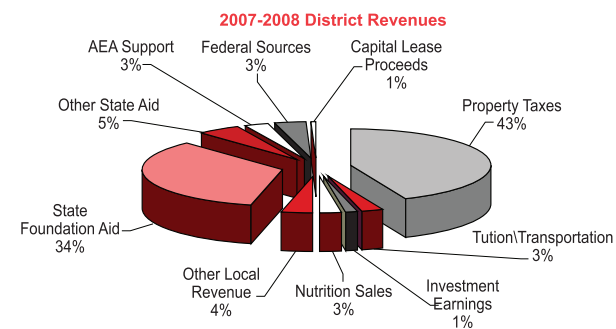
## Resources

In recognition of the importance of establishing a world class educational environment, Linn-Mar will develop a seamless continuation of existing funding options and aggressively pursue new funding mechanisms, including advocacy for more equitable and effective state allocation of financial resources for public education.

### 2007-2008 Budget: \$94 million

#### District Revenues

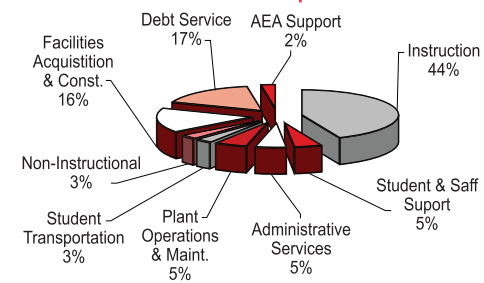
Property Taxes.....	30,554,884
Tuition/Transportation.....	1,807,499
Investment Earnings.....	885,397
Nutrition Sales.....	1,779,627
Other Local Revenue.....	2,601,788
State Foundation Aid.....	24,217,106
Other State Aid.....	3,347,412
AEA Support.....	2,103,691
Federal Sources.....	2,438,290
Capital Lease Proceeds.....	399,706
<b>Total</b> .....	<b>70,135,400</b>



#### District Expenses

Instruction.....	37,737,922
Student & Staff Support.....	4,214,956
Administrative Services.....	4,599,764
Plant Operations & Maint.....	4,757,828
Student Transportation.....	2,281,105
Non-Instructional.....	2,548,999
Facilities Acquisition & Const.....	13,889,914
Debt Service.....	14,537,565
AEA Support.....	2,103,691
<b>Total</b> .....	<b>86,671,744</b>

#### 2007-2008 District Expenses



### School Infrastructure Local Option (SILO) Tax

Voters in Linn County approved a 10 year School Infrastructure Local Option (SILO) Sales Tax on February 13, 2007. At Linn-Mar, the monies will be used for property tax relief, infrastructure and technology.

The district received a Certificate of Excellence in Financial Reporting from the Association of School Business Officials for the fourth consecutive year.

## Learning Environments



Linn-Mar will upgrade, maintain, and expand facilities to support the district mission and to provide a safe environment for students, faculty, and community.

Acres of turf maintained outdoors:..... 99.5  
Square fee maintained daily: ..... 832,789

### Improvements made across the District include the following:

#### Bowman Woods Elementary

Media Center carpet

#### Indian Creek Elementary

Multi purpose room lighting and window replacement

#### Linn Grove Elementary

Drainage swales

#### Novak Elementary

HVAC replaced

#### Oak Ridge School

Industrial tech room remodeled  
Elementary fixtures upgraded to middle school level

#### Westfield Elementary

Parking lot repairs  
Air conditioning installed

#### Wilkins Elementary

Parking lot repairs

#### Excelsior Middle School

Air conditioning installed

#### High School

Media Center carpet  
Hallway lighting upgrades  
Gym doors

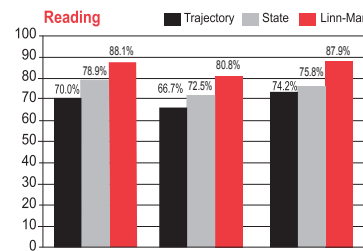
#### Transportation

Parking lot repair

#### Construction, Etc.

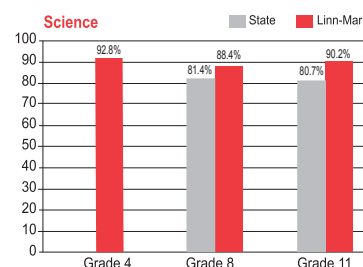
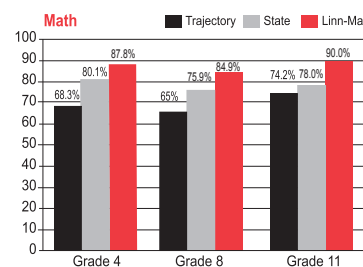
Echo Hill Elementary to open fall 2008

## Student Achievement



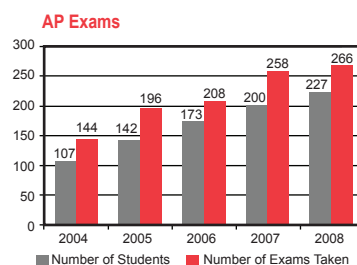
Every student will improve his/her achievement to his/her highest potential.

The performance of students continue to exceed that of their peers in other districts on state assessments in reading, math and science and on college entrance exams. Continued academic excellence is also reflected in the results of standardized achievement tests such as the Iowa Test of Basic Skills (ITBS) and the Iowa Test of Educational Development (ITED).



### Percent of Students Proficient

(Based on the percent of students who scored above 40 percent on the ITBS/ITED)

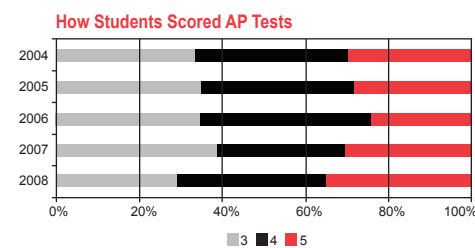


### American College Testing

A score of 20 or higher on the 36 point scale for the test indicates probable success in college.

#### Average Composite Score

Linn-Mar	23.9
State of Iowa	22.4
Nation	21.1



### Advanced Placement Program

The AP program provides challenging course work that may receive college credit

from area post secondary institutions upon successful completion of the course exam. AP exams are scored on a 1-5 scale, with 5 being the highest score possible.



95% of students intend to attend a post secondary institution