


Quick Facts: 08-09

Student Enrollment	Schools	Students
Elementary (K-5)	7	3010
Middle School (6-8)	2	1366
High School (9-12)	1	1761
TOTAL	10	6137
Certified Enrollment*		6490.9

*Certified enrollment includes open enrolled students living in the district but not attending school in the Linn-Mar district.

English Language Learners:	106
Special Education Students:	601
Attendance Rate (9-12):	93.7%
Graduation Rate:	96%
Average Class Size (K-5):	21.7
Student/Computer Ratio:	4:1
Volunteer Program (1000 people):	21,536 hours



Free/Reduced Lunch:	15%
Average Number of Lunches Served Daily:	4,234 student
Total Number of Lunches Served:	749,485

Average Number of Breakfasts Served Daily:	463 student
Total Number of Breakfasts Served:	82,025

Average Number Students Transported Daily:	4065
Total Miles Driven:	395,823



Staff Development



Linn-Mar will obtain and retain quality staff.

Quality teachers have a direct correlation with how well students learn. By Board policy, every teacher must be licensed to teach in the state of Iowa and have an endorsement in the teaching assignment area as appropriate.

School District Personnel

Administrators	20
Teachers	432
Education Assistants	181
Custodians	48
Food Service	72
Other	34
Media Specialists	10
Guidance	17
Secretaries	47
Transportation	73
Maintenance	12
TOTAL	946

254 teachers have advanced degrees

8 teachers hold National Board Certification

39 teachers hired

Average Teacher Salary

(full time without benefits): \$46,900

Beginning Teacher Salary

(full time without benefits): \$30,740



2008-2009 Board of Directors

Robert Crawford, *President*

Ann Stark, *Vice President*

Barry Buchholz

Bob Gilchrist

Jim Green

Erik Miles

Helen Romanowsky

District Administration

Katie Mulholland, Ed.D.

Superintendent

Rick Ironside, Ed.D.

Associate Superintendent

Dave Nicholson,

Business Administrator

Dirk Halupnik,

Executive Director of Instructional Services

Julie Jensen,

Executive Director of Student Services

Karla Christian,

Executive Director of Human Resources

Schools

Bowman Woods Elementary

Echo Hill Elementary

Indian Creek Elementary

Linn Grove Elementary

Novak Elementary

Westfield Elementary

Wilkins Elementary

Oak Ridge School

Excelsior Middle School

Linn-Mar High School



319.447.3000
www.linnmar.k12.ia.us

Striving for Educational Excellence



Annual Report to the Community



We are a learning community working together to develop our students by educating them to confidently meet life's challenges.

Learning Environments



Linn-Mar will upgrade, maintain, and expand facilities to support the district mission and to provide a safe environment for students, faculty, and community.

Acres of turf maintained outdoors:..... 110
 Square fee maintained daily: 1,008,281

Improvements made across the District include the following:

- | | | |
|--|---|---|
| Bowman Woods Elementary
▶ HVAC replaced
▶ Roof, door and sidewalk repairs
▶ New casework

Indian Creek Elementary
▶ HVAC replaced
▶ Media Center Carpet
▶ Roof and door repair
▶ New casework

Linn Grove Elementary
▶ Concrete bus lane
▶ Door access | Novak Elementary
▶ New tile

Oak Ridge School
▶ Driveway and parking lot replacement

Westfield Elementary
▶ Water heater replacement
▶ Gym lights

Wilkins Elementary
▶ HVAC replaced
▶ Gym lights
▶ New casework | Excelsior Middle School
▶ Boiler replacement
▶ Auxiliary gym lights

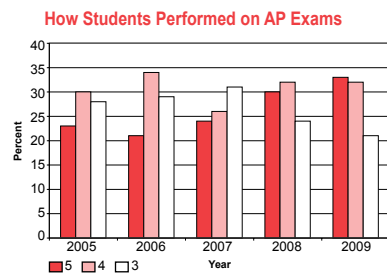
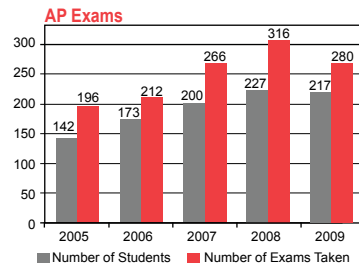
High School
▶ Media center carpet
▶ Electronic switch gear replacement
▶ Bleacher repair
▶ Auxiliary gym light replacement |
|--|---|---|

Programs and Student Achievement

Linn-Mar programs will provide educational and extra curricular opportunities tailored to meet the needs of individual students. Character development at all levels.

Advanced Placement Program

The Advanced Placement program (AP) provides challenging course work that may receive college credit from post secondary institutions upon successful completion of the course exam. AP courses offered at Linn-Mar span the academic areas of Calculus, Chemistry, Biology, US History, European History, Psychology and English Literature. AP exams are scored on a 1-5 scale, with 5 being the highest score possible.



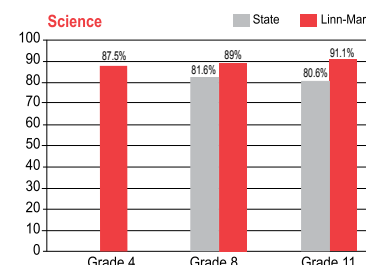
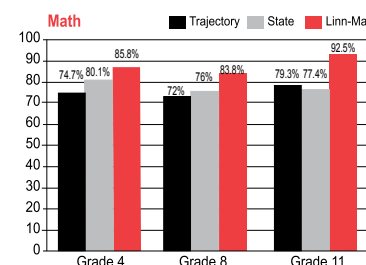
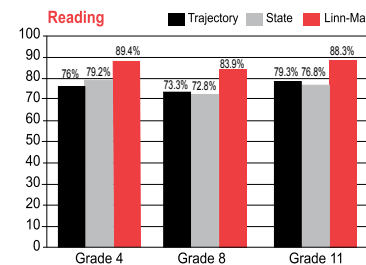
National Merit Achievement Program

Class	Student Semifinalists	Commended Students
Class of 2005	6	4
Class of 2006	1	3
Class of 2007	3	4
Class of 2008	4	7
Class of 2009	6	6
Class of 2010	7	3

95% of students intend to attend a post secondary institution

Percent of Students Proficient

(Based on the percent of students who scored above 40 percent on the ITBS/ITED)



Every student will improve his/her achievement to his/her highest potential.

The performance of students continue to exceed that of their peers in other districts on state assessments in reading, math and science and on college entrance exams. Continued academic excellence is also reflected in the results of standardized achievement tests such as the Iowa Test of Basic Skills (ITBS) and the Iowa Test of Educational Development (ITED).

American College Testing

A score of 20 or higher on the 36 point scale for the test indicates probable success in college.

Entity	Score
Linn-Mar	24.5
State of Iowa	22.4
Nation	21.1


Resources

In recognition of the importance of establishing a world class educational environment, Linn-Mar will develop a seamless continuation of existing funding options and aggressively pursue new funding mechanisms, including advocacy for more equitable and effective state allocation of financial resources for public education.

2008-2009 Budget: \$85 million

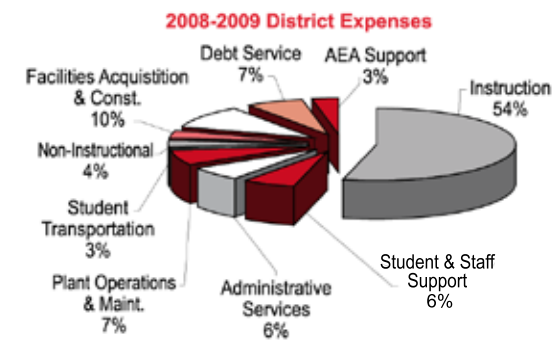
District Revenues

Property Taxes.....	28,185,240	Property Tax Rate.....	\$20.40
Sales Taxes.....	5,592,757	Per Student Expenditure....	\$5547
Tuition/Transportation.....	1,994,098		
Investment Earnings.....	279,375		
Nutrition Sales.....	1,959,592		
Other Local Revenue.....	2,792,330		
State Foundation Aid.....	24,857,640		
Other State Aid.....	4,239,284		
AEA Support.....	2,285,973		
Federal Sources.....	2,823,729		
Bond Proceeds.....	9,632,700		
Proceeds from Disposal of Assets.....	20,419		
Total	84,663,137		



District Expenses

Instruction.....	40,272,401
Student & Staff Support.....	4,532,490
Administrative Services.....	4,799,122
Plant Operations & Maint.....	5,205,201
Student Transportation.....	2,373,708
Non-Instructional.....	2,735,497
Facilities Acquisition & Const.....	7,635,006
Debt Service.....	4,987,779
AEA Support.....	2,285,973
Total	74,827,177



ASBO Award: Fifth Year

The district received a Certificate of Excellence in Financial Reporting from the Association of School Business Officials for the fifth consecutive year.

Activities

Eighty percent of students in grades 6-8 participate in co-curricular or extracurricular activities. Activities include the following:

- | | |
|-------------------------|--------------------------------|
| ✓ Basketball boys/girls | ✓ Band |
| ✓ Football | ✓ Jazz Band |
| ✓ Volleyball | ✓ Yearbook Club |
| ✓ Soccer boys/girls | ✓ Drama Club |
| ✓ Tennis boys/girls | ✓ Writer's Club |
| ✓ Track boys/girls | ✓ Geography Bee |
| ✓ Wrestling | ✓ Math Counts team |
| ✓ Orchestra | ✓ Sixth grade intramural clubs |
| ✓ Show Choir | ✓ Lego League |

Eighty five percent of high school students are involved in activities and clubs. Options include:

- | | |
|--|--------------------------|
| ✓ Baseball | ✓ Teens Reaching Youth |
| ✓ Basketball boys/girls | ✓ Students International |
| ✓ Bowling boys/girls | ✓ Student newspaper |
| ✓ Cheerleading | ✓ Circle of Friends |
| ✓ Cross Country boys/girls | ✓ Model United Nations |
| ✓ Football | ✓ Win With Wellness |
| ✓ Golf boys/girls | ✓ Key Club |
| ✓ Soccer boys/girls | ✓ CORDS |
| ✓ Softball | ✓ Robotics Team |
| ✓ Swimming boys/girls | ✓ Writers' Ink |
| ✓ Tennis boys/girls | ✓ Peer Facilitators |
| ✓ Track boys/girls | ✓ Intramural Activities |
| ✓ Volleyball | ✓ Student Ambassadors |
| ✓ Wrestling | ✓ Yearbook |
| ✓ Drama club | ✓ Voice |
| ✓ Band | ✓ Math Team |
| ✓ Jazz Band | ✓ Student Council |
| ✓ Orchestra | ✓ Linn-Mar TV |
| ✓ Vocal Music | ✓ Chess Club |
| ✓ Show Choir | ✓ Latin Dance |
| ✓ Speech | ✓ Support the Troops |
| ✓ Thespians | ✓ Teenage Republicans |
| ✓ Pom Poms | ✓ Guitar Club |
| ✓ Future Farmers of America | ✓ Trap Shoot Team |
| ✓ Future Business Leaders of America | ✓ Anime Club |
| ✓ Health Occupations Students of America | ✓ Imagine Club |
| ✓ Family and Community Service Club | ✓ Bowling |
| ✓ National Honor Society | ✓ Spectrum |
| ✓ Students OK Without Drugs and Alcohol | ✓ Spanish Club |
| | ✓ French Club |
| | ✓ Art Club |
| | ✓ Science Club |

Seven athletic teams and six individuals competed at the state level. Twelve students were named to all state tournament teams.