

Student Achievement

American College Testing


A score of 20 or higher on the 36 point scale for the test indicates probable success in college.

Average Composite Score

Linn-Mar	24.6
State of Iowa	22.4
Nation	21.1

National Merit Achievement Program

	Student Semifinalists	Commended Students
Class of 2005	6	4
Class of 2006	1	3
Class of 2007	3	4
Class of 2008	4	7
Class of 2009	6	6
Class of 2010	7	3
Class of 2011	7	3

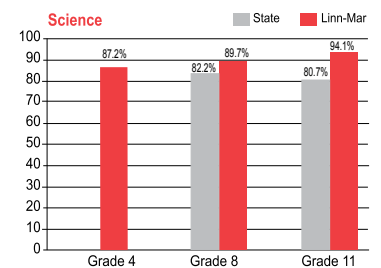
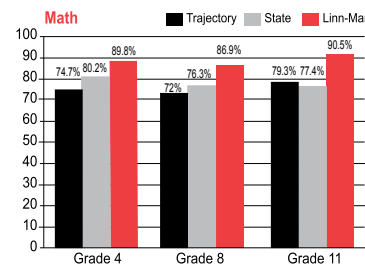
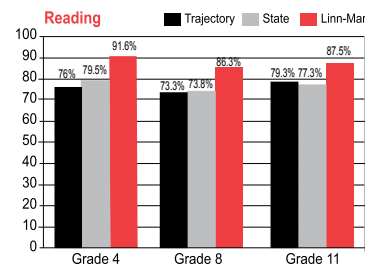
 92% of students intend to attend a post secondary institution

Percent of Students Proficient

(Based on the percent of students who scored above 40 percent on the ITBS/ITED)

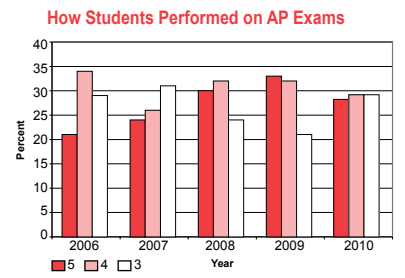
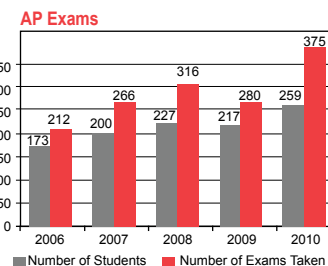
Every student will improve his/her achievement to his/her highest potential.

The performance of students continue to exceed that of their peers in other districts on state assessments in reading, math and science and on college entrance exams. Continued academic excellence is also reflected in the results of standardized achievement tests such as the Iowa Test of Basic Skills (ITBS) and the Iowa Test of Educational Development (ITED).



Advanced Placement Program

The Advanced Placement program (AP) provides challenging course work that may receive college credit from post secondary institutions upon successful completion of the course exam. AP courses offered at Linn-Mar span the academic areas of Calculus, Chemistry, Biology, US History, European History, Psychology and English Literature. AP exams are scored on a 1-5 scale, with 5 being the highest score possible.



2009-2010 Board of Directors

Ann Stark, President
 Barry Buchholz, Vice President
 Bob Crawford
 Bob Gilchrist
 Todd Hutcheson
 Tina Patterson
 Helen Romanowsky

District Administration

Katie Mulholland, Ed.D., Superintendent
 Rick Ironside, Ed.D., Associate Superintendent
 Dave Nicholson, Business Administrator
 Dirk Halupnik, Executive Director of Instructional Services
 Julie Jensen, Executive Director of Student Services
 Karla Christian, Executive Director of Human Resources



Linn-Mar Community School District
 2999 North Tenth Street
 Marion, IA 52302
 319.447.3000
www.linnmar.k12.ia.us

Schools

Bowman Woods Elementary
 Echo Hill Elementary
 Indian Creek Elementary
 Linn Grove Elementary
 Novak Elementary
 Westfield Elementary
 Wilkins Elementary
 Oak Ridge School
 Excelsior Middle School
 Linn-Mar High School



2009-2010
 Annual Report to
 the Community

LINN-MAR 2020

Spirit. Opportunity. Future >>

Resources



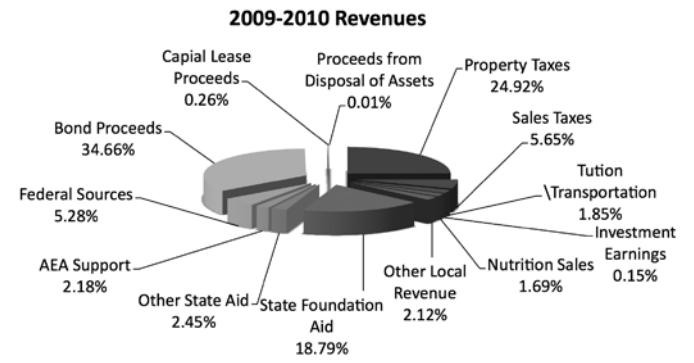
ASBO Award: Sixth Year

The district received a Certificate of Excellence in Financial Reporting from the Association of School Business Officials for the sixth consecutive year.

2009-2010 Budget: \$118,000,000

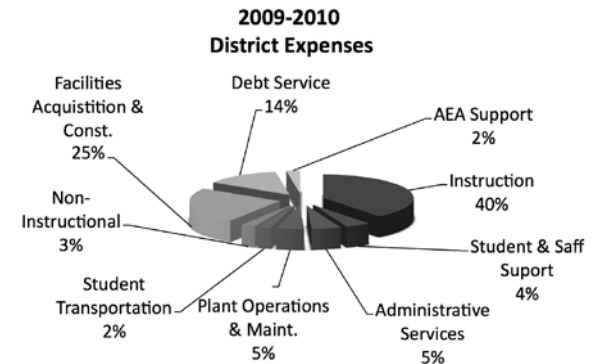
District Revenues

Property Taxes.....	29,571,174
Sales Taxes	6,709,286
Tuition/Transportation.....	2,191,225
Investment Earnings.....	176,133
Nutrition Sales	2,001,039
Other Local Revenue.....	2,510,922
State Foundation Aid	22,299,565
Other State Aid	2,909,620
AEA Support.....	2,582,490
Federal Sources	6,270,213
Bond Proceeds.....	41,140,000
Capital Lease Proceeds	314,228
Proceeds from Disposal of Assets.....	7,481
Total	118,683,376



District Expenses

Instruction.....	41,092,354
Student & Staff Support.....	4,606,661
Administrative Services	5,454,299
Plant Operations & Maint.....	5,227,600
Student Transportation	2,477,945
Non-Instructional	2,728,435
Facilities Acquisition & Const.....	25,726,426
Debt Service.....	14,138,518
AEA Support.....	2,582,490
Total	104,034,728



Learning Environments

Acres of turf maintained outdoors:..... 110
Square fee maintained daily:..... 1,072,005

Improvements made across the District include the following:

Bowman Woods Elementary

- Roof replacement
- Duct work
- Door installation

Echo Hill Elementary

- Parking lot light repair

Indian Creek Elementary

- Parking lot repair

Westfield Elementary

- Water softner replacement
- Dishwasher replacement
- Electrical for kettle and steam table

Wilkins Elementary

- Electrical transformer replacement

Excelsior Middle School

- Boiler replacement
- Roof repair
- Door replacement
- Refinishing gym floor
- Abatement

Oak Ridge School

- Fire lane
- Walk path

High School

- Media Center carpeting
- Door replacement
- Bathroom partitions
- Abatement
- Kitchen boiler
- Stair tread replacement

Student Enrollment	Schools	Students
Elementary (K-5)	7	3010
Middle School (6-8)	2	1366
High School (9-12)	1	1761
TOTAL	10	6137
Certified Enrollment*		6490.9

*Certified enrollment includes open enrolled students living in the district but not attending school in the Linn-Mar district.

English Language Learners:	116
Special Education Students.....	610
Attendance Rate (9-12):	94.54%
Graduation Rate:	97%
Average Class Size (K-5):	23
Student/Computer Ratio:	5:1
Volunteer Program (630 people).....	21,612 hours
Free/Reduced Lunch:.....	18.2%
Average Number of Lunches Served Daily:	4,250 student
Total Number of Lunches Served:.....	760,691
Average Number of Breakfasts Served Daily:	460 student
Total Number of Breakfasts Served:.....	82,059
Average Number Students Transported Daily:	3850
Total Miles Driven:	445,000
Buses:.....	55

School District Personnel 2009-10*

Officials, Adm., Mgrs.....	5
Principals.....	10
Asst. Principals.....	8
Elem. Teachers.....	170
Secondary Teachers.....	112
Other Teachers	123
Curriculum	5
Guidance	18
Other Professional Staff	20
Librarians/Media.....	10
Ed. Assistants.....	153
Technicians.....	6
Secretaries	41
Service Workers	81
Skilled Crafts	8
Part-time Teachers	31
Other Part-time Staff	156
Total	957

254 teachers have advanced degrees

8 teachers hold National Board Certification

28 teachers hired

Average Teacher Salary
(full time without benefits): \$46,900

Beginning Teacher Salary
(full time without benefits): \$30,740

Engagement

Eighty percent of students in grades 6-8 participate in co-curricular or extracurricular activities. Activities include the following:

- Basketball boys/girls
- Football
- Volleyball
- Soccer boys/girls
- Tennis boys/girls
- Track boys/girls
- Wrestling
- Orchestra
- Show Choir
- Band
- Jazz Band
- Yearbook Club
- Drama Club
- Writer's Club
- Geography Bee
- Math Counts team
- Sixth grade intramural clubs
- Artist's Studio

Eighty five percent of high school students are involved in activities and clubs. Options include:

- Baseball
- Basketball boys/girls
- Bowling boys/girls
- Cheerleading
- Cross Country boys/ girls
- Football
- Golf boys/girls
- Soccer boys/girls
- Softball
- Swimming boys/girls
- Tennis boys/girls
- Track boys/girls
- Volleyball
- Wrestling
- Drama club
- Band
- Jazz Band
- Orchestra
- Vocal Music
- Show Choir
- Speech
- Thespians
- Pom Poms
- Future Farmers of America
- Future Business Leaders of America
- Health Occupations Students of America
- Family and Community Service Club
- National Honor Society
- Students OK Without Drugs and Alcohol
- Teens Reaching Youth
- Students International
- Student newspaper
- Circle of Friends
- Model United Nations
- Win With Wellness
- Key Club
- CORDS
- Robotics Team
- Writers' Ink
- Peer Facilitators
- Intramural Activities
- Student Ambassadors
- Yearbook
- Voice
- Math Team
- Student Council
- Linn-Mar TV
- Chess Club
- Latin Dance
- Support the Troops
- Teenage Republicans
- Guitar Club



- Trap Shoot Team
- Anime Club
- Imagine Club
- Bowling
- Spectrum
- Spanish Club
- French Club
- Art Club
- Science Club