

Indian Creek News

October 2018

Kelly Kretschmar, Principal

SUNDAY	MONDAY	TUESDAY	WEDNESDAY	THURSDAY	FRIDAY	SATURDAY
	<p>1</p> <p>7:00 AM Online conference Scheduler Opens</p> <p>SIGN UP</p>	<p>2</p> <p></p> <p>IC Night @ Marion Culver's 4-8 PM</p>	<p>3</p>	<p>4</p> <p>volunteer</p> <p>Volunteer workshop 8:30- 10:30 AM</p>	<p>5</p>	<p>6</p>
<p>7</p>	<p>8</p> <p></p> <p>PTO Meeting 6:30 PM Library</p>	<p>9</p>	<p>10</p>	<p>11</p> <p>10:00 PM Online conference Scheduler Closes</p> <p>Don't FORGET!</p> <p></p>	<p>12</p> <p>Field Trip!</p> <p>1st Grade Field Trip</p>	<p>13</p>
<p>14</p>	<p>15</p>	<p>16</p>	<p>17</p>	<p>18</p>	<p>19</p>	<p>20</p>
-----Conference Window-----						
				<p>Conference Night</p> <p></p>	<p>Pride Day </p> <p>Field Trip!</p> <p>Kindergarten Field Trip</p>	
<p>21</p>	<p>22</p> <p>4th & 5th Grade LEO Field Trip</p> <p></p>	<p>23</p> <p>Conference Night</p> <p></p>	<p>24</p> <p>Field Trip!</p> <p>4th Grade Field Trip</p>	<p>25</p> <p></p> <p>America Reads</p> <p>Reading Is Contagious</p> <p>America Reads Day</p> <p>Trunk-or-Treat</p> <p>PTO Trunk-or- Treat 6:30-7:30</p>	<p>26</p> <p></p> <p>No School!</p> <p>NO SCHOOL Comp Day</p>	<p>27</p>
-----Conference Window-----						
<p>28</p>	<p>29</p> <p></p> <p>No School!</p> <p>NO SCHOOL PDD</p>	<p>30</p> <p>2nd Grade Music Program 6:30</p> <p></p>	<p>31</p> <p></p> <p>Fall Parties</p>	<p>1</p> <p>happy november</p> <p>Volunteer workshop 8:30- 10:30 AM</p>	<p>2</p>	<p>3</p>

Dear Indian Creek Families,

October brings a crispness to the air and thoughts of the change in seasons. Our focus at school is on high levels of learning for all. We look forward to parent/teacher conferences as a way to share goals for the school year.

Parents often ask us here at school, what can we do at home to help our children with reading? Parents are their child's first and most important teacher. It's almost impossible to overestimate the tremendous impact parents have on their child's reading success. Throughout the first years of school, teachers are helping your child develop reading skills that will enable him or her to become a proficient reader. But make no mistake, learning to read takes practice, practice and more practice—much more than a child can get during a school day.

You can provide reading opportunities and extra guidance at home by simply implementing some simple activities. They are sure to help your child with reading comprehension regardless of what skill level they are currently at. Equally important, these activities will help foster a love for reading.

The good news is that teaching reading comprehension strategies are really second nature to parents. For example, when a mother says something like, "Jenny, tell your dad what we did at the zoo today," that builds a foundation for understanding how narratives work. While it would be great if all instructional techniques were this intuitive, most parents need a little nudge in the right direction.

Helping your child develop good reading comprehension skills involves planning. In other words, you need to give them the tools they need to apply to whatever kind of book you're reading together.

Before reading a book about ocean life, for example, first talk to your child about how fish are different from mammals and have to live in a water environment. Preview the text to find unfamiliar words like "gills" and "vertebrate" and explain them before you start reading. Talk about the fish you may have seen in a pet store or at the beach. You can even go the extra mile and take your child to the local aquarium. Does this sound a little extreme? Not at all – teachers do it all the time! Just trust that these steps will go a long way in comprehension development.

Studies show that children are exposed to a larger variety of words in children's books that are read to them than from what they hear on prime time TV. That means anything you read to them will enlarge their vocabulary much more than the conversational dribble heard on television.

Remember that your child's listening vocabulary is much larger than their reading vocabulary. When you read books that are interesting to your child, both reading and writing vocabularies increase. That's because if they have heard a word before in context, then when it's presented in the classroom they will be able to recognize it with greater comprehension.

Good readers unconsciously create visual images in their heads while they are reading. It's all part of the comprehension process. While you are reading to your child, think out loud about the images you see or the questions that may arise. That means explaining the ideas, pictures, questions, and connections that go through your mind as you read a passage. Here's an example of a think aloud: The title of this book is Bobby: The Bravest Boxer. There is a picture of a dog on the cover so that tells me Bobby is a boxer dog instead of a man that boxes. I wonder what the dog did that proved his bravery. I need to read ahead and find out. Oh, on the next page it says, "Bobby got very nervous when the children were playing outside all alone, especially if they are near the street." That tells me that Bobby may do something to protect one of the children in the family. But how? I have to read on to find out more.

Most all children jump at the opportunity to play a little role reversal. As you and your child are reading, take turns coming up with questions, making predictions, and summarizing. You be the student and let your son or daughter be the teacher. Children love being able to say things like "Dad, tell me what you think will happen next!"

One of the most important things parents can do is to provide reading material that is interesting and relevant. Nothing turns a child off reading like boring content. If your reader is a young boy make sure he has access to scary stories, sports books, or science fiction. And if your girl likes those things as well, make sure she has them in addition to stories about animals, fairytales, or babysitting clubs.

By consistently using these reading comprehension tips and strategies you'll provide a learning environment that will accelerate your child's reading comprehension development. Not only that, you'll form a parent – child bond that will serve your child well as he or she meets the challenges of school years and beyond.

We hope this has given you some tips about helping your child with reading at home. Meanwhile, enjoy the beautiful autumn weather during the month of October!

Sincerely,

Kelly Kretschmar

Linn-Mar Communication Notification Options

Sign up for communication notifications for the District in the following ways:

- Text message: Go to the Cancellations and Delays page on the Linn-Mar Web page under Parents, fill in the information boxes, and click submit.

Reminder: To receive district notifications, you must sign up for them! Just click on the appropriate icon at the bottom of the Linn-Mar webpage to register!

Weather-related information will be sent out as a District notification. In the event of an emergency, the text notification may be sent to the entire District (if appropriate) or it may only be sent to an individual building. **It is recommended that you sign up for District and building notifications.**

Delays and cancellations are also shared via:

- Linn-Mar website and red "alert" scrolling banner on website: www.linnmar.k12.ia.us
- TV Stations: KCRG, KFXA, KGAN, KWVL
- Radio Stations: KCKK, KHAK, KKRQ, KMRY, KZIA, WMT



Crossing Guard Safety

Please help us keep our crossing guards and students safe! Morning crossing at the corner of Indian Creek Road and 29th Avenue is a very busy time. Please be sure to watch for directions from our crossing guards while you are at the intersection. A few points to remember. All vehicles must stop once the crossing guard or pedestrian steps into the cross walk and must remain stopped until the crossing guard and or pedestrian has safely crossed the street and is no longer in the cross walk. Making a quick right hand turn is not ever allowed while the crossing guard or pedestrian is still in the cross walk.





Parent-Teacher Conferences

The elementary school conference window will be October 15-26 with late night conferences on Thursday, October 18 and Tuesday, October 23. Please be sure to keep your scheduled conference time with your child's teacher. If for some reason you will not be able to attend during your scheduled time, please call Mrs. Harder at 447-3270, or your child's teacher directly. We are very excited to hold conferences at Indian Creek. It is a special time for teachers and parents to dialogue.

conference child care



The Linn-Mar cheerleaders will be providing child care for tips during the common conference evenings, Thursday, October 18, and Tuesday, October 23 from 4:00 - 8:00 PM. In the Indian Creek gym. Please note parents must remain on site while the children are in the cheerleaders care.



BOOK CHARACTER PUMPKIN EXHIBIT

Dress a pumpkin as any character from a book. You may use paint, markers, fabric, etc., but **NO CARVING!** Please put your name on the bottom.

Bring your pumpkin to the Indian Creek Media Center on **TUESDAY, October 30th.** You're welcome to bring in a copy of the book that goes with the pumpkin, please make sure the book is labeled with your child's name. The pumpkins will be displayed for everyone to enjoy. Your pumpkin will be sent home on Friday, November 2nd.



Have Fun!
Mrs. Krebsbach



FAST or Formative Assessment System for Teachers

Three times a year, Kindergarten through Fifth Grade students will be assessed on a variety of skills that are essential to reading. The staff in the Linn-Mar Community School District is using the FAST assessment. FAST stands for Formative Assessment System for Teachers.

Throughout the school year, Kindergarten students are assessed on the following skills:

- Reading letter names and identifying letter sounds.
- Understanding concepts of print (eg. We read from left to right on a page).
- Identifying individual sounds they hear in a word (eg. "at" has two sounds" /a/ and /t/).
- Reading commonly used words by sight (eg. "the").
- Blending sounds together to read simple words.

The FAST/CBM assessment screens the following First Grade skills:

- Reading simple sentences.
- Number of words read correctly in one minute – related to decoding, vocabulary, and comprehension.
- Identifying individual sounds they hear in a word (eg. "at" has two sounds" /a/ and /t/).
- Reading commonly used words by sight (eg. "the").
- Blending sounds together to read simple words.

The FAST/CBM assessment screens the following Second through Fifth Grade skills:

- Overall measure of reading skills where the student reads aloud a passage for one minute. The teacher records the number of words the student reads correctly along with reading accuracy. The CBM Reading provides an overall indication of how well the student is reading and is related to other reading skills like decoding, vocabulary, and comprehension.

Teachers will be sharing information at fall conferences to inform you of your child's FAST scores.





INDIAN CREEK FALL BOOK FAIR

The Scholastic Book Fair is coming to the Indian Creek Library!

October 18th School Hours/Evening Conferences

October 19th School Hours (8:00 a.m. - 3:15 p.m.)

October 22nd School Hours (8:00 a.m. - 3:15 p.m.)

October 23rd School Hours/Evening Conferences

October 24th 8:00 a.m.-12:00 p.m.

The students may also bring money to school to shop after school and during their library class.

All proceeds of the book fair help go towards buying more books for the library. Thanks for your support!!!

TRUNK or Treat

Indian Creek PTO will be hosting

Trunk or Treat

On Thursday, October 25th

From 7:00-7:30 PM

In the Indian Creek Front Parking lot

We are respectful.
We are responsible.
We are ready.

**We care at
Indian Creek!**



America Reads Thursday, October 25



Reading Is Contagious

On Thursday, October 25th the *America Reads* event will be hosted at Linn-Mar's K-5 schools. This event brings more than 400 guest readers into our schools to share their support of literacy and their passion for reading. Guest readers share children's books with our K-5 students.

If you are interested in reading or helping during this event please contact indiancreekamericareads@gmail.com



Indian Creek PRIDE Day Friday, October 20th!

NEWSLETTER

THE INDIAN CREEK NEWSLETTER

The Indian Creek Newsletter is published monthly. You can find the full version of the newsletter on the Indian Creek website. If you are unable to access the newsletter online please let the office (447-3270) know and we will be glad to add you to our list of folks who receive the full printed copy.



PINK NOTES

Pink notes are a communication tool sent at the end of the day to students who have a change in their typical way home ~ please remember the notes are not meant to be a daily communication. It is best to send a note to your child's teacher in the morning indicating how he or she will be going home if you have a change in plans. If you need to call to make a change you will need to call before 2:00 pm and know who your child's teacher is and what their bus number is ~ these are safety measures to ensure safety for our students. We ask that you do not send an e-mail indicating changes for your children as we cannot guarantee the person receiving the e-mail will be able to see the message in time, or they may be out of the office for the day, or in meetings. Thank you so much for your cooperation.



Arriving Late to School &

Leaving Early From School

Students who are arriving to school after 8:00 AM need to be escorted into the school office by an adult, the adult will then sign the student in for the day. All students arriving after 8:00 AM, whether they are tardy or coming from an appointment are required to be signed into school by an adult.

If your child needs to leave school during school hours, a written note should be sent to your child's teacher the morning of the day your child will need to leave school. Please include the name of the individual(s) who will be responsible for picking up your child. It is also helpful if you let the person picking up your child know which teacher your child has, this is also a safety precaution for our staff.

When signing a child out of school early, go directly to the Indian Creek Office where you may sign your son or daughter out on the appropriate list, at that time we will call your student to the office, we do not call students to the office unless a parent is in the office to pick them up. When returning to school, we ask all parents and students to please report to the Indian Creek Office to sign-in. Students should not go to their classrooms before their parents sign them into school and parents are asked to let their students return to their classrooms on their own. Thank you so much for your cooperation.



FALL PARTIES COSTUMES AND PARADE

Fall parties will be held on Wednesday, October 31st, first thing in the morning.

Parents are invited to come and watch our parade.

The Indian Creek Costume Parade is starting at 8:15 a.m.. We are going to have the parade inside. We will parade inside throughout the hallways of the school. Parents are asked to line the gym if they wish to watch the parade. After the parade, the room parents will go back to the homerooms to help with the treat. Parade visitors will be able to leave. This will allow the room parents do what they need to do for the parties.

Please respect the following costume guidelines:

- Costumes should be worn over regular clothing.
- Costumes should be such that children can remove them by themselves if possible. Room parent's will help the younger children with their costumes should they need it.
- Costumes should not reflect violence including blood or be bias-based on gender and/or ethnic background.
- No weapons of any kind should be brought to school as part of a costume.
- Costumes should be easy to walk in, and children must be able to see where they are going.
- All students in kindergarten through fifth grade may dress up if they wish
- Please remember that dressing up is optional and can be very simple, such as wearing a silly hat.



Please call Mrs. Kretschmar if you are unsure about a costume choice.



The Counselor Corner

Many children and families have discovered the fun entertainment of video games. From handheld individual devices to large interactive game systems, our children are able to enter imaginative worlds of fun challenges and competition. For most kids their video game time provides a chance to relax and enjoy some free time either alone or with family and friends. But, how much is too much and how do parents decide which games are okay for kids to play?

Fortunately there are many groups that provide guidelines and suggestions for age appropriateness and limits for video games. The American Academy of Pediatrics (AAP) suggests limiting screen time (TV or video games) to two hours per day or 14 hours per week. The American Academy of Child and Adolescent Psychiatry (AACAP) and the AAP take the view that exposure to violent media (including video games) can contribute to real-life violent behavior and harm children in other ways.

So how can parents determine which games are okay for kids to play? The Entertainment Software Rating Board (ESRB) has developed a rating system for video games, similar to movie ratings. Checking the ESRB rating of a game can help you determine if a game is appropriate for your child. Video games with a T (Teen) rating should be carefully previewed and monitored by parents to determine the level of questionable and objectionable content.

Know that it is our belief here at Indian Creek that NONE of our students are old enough to play or watch video games with an M (Mature) rating. Developmentally, their brains aren't ready to process the violence and mature scenarios that are presented in the games. Often students who have the opportunity to play or watch video games rated T or M will come to school 'acting out' the scenes from the games 'shooting' their fingers around the playground or at peers. Others become de-sensitized to some of the language used in the games and begin using those words while playing and interacting with peers. This language and behavior can cause concern and hurt feelings among peers.

We understand that some families use video game time as a way for their families to participate in an activity together. It is our belief that this family together time should not include video games with a T or M rating.

For further guidance to the video game rating system you may visit the Entertainment Software Rating Board (ESRB) website at: www.esrb.org The ESRB rating website may also be downloaded to your Smartphone or downloaded as an app at www.m.esrb.org

For a printable brochure that further outlines the ESRB ratings go to http://www.esrb.org/about/news/downloads/ESRB_PTA_Brochure-web_version.pdf This document also details how to set up parental controls on all the major gaming systems including; Wii, Xbox 360, Playstation 3, PSP, Nintendo ds, and Windows Vista gaming systems.

If you have further questions about determining which video games are age appropriate for your child or how to establish limits on your child's screen time, please contact me at school.

Kelly Ward
 Indian Creek Counselor
 keward@linmar.k12.ia.us



EARLY CHILDHOOD
 Titles rated EC (Early Childhood) have content that may be suitable for ages 3 and older. Contains no material that parents would find inappropriate.



EVERYONE
 Titles rated E (Everyone) have content that may be suitable for ages 6 and older. Titles in this category may contain minimal cartoon, fantasy or mild violence and/or infrequent use of mild language.



EVERYONE 10+
 Titles rated E10+ (Everyone 10 and older) have content that may be suitable for ages 10 and older. Titles in this category may contain more cartoon, fantasy or mild violence, mild language and/or minimal suggestive themes.



TEEN
 Titles rated T (Teen) have content that may be suitable for ages 13 and older. Titles in this category may contain violence, suggestive themes, crude humor, minimal blood, simulated gambling, and/or infrequent use of strong language.



MATURE
 Titles rated M (Mature) have content that may be suitable for persons ages 17 and older. Titles in this category may contain intense violence, blood and gore, sexual content and/or strong language.



ADULTS ONLY
 Titles rated AO (Adults Only) have content that should only be played by persons 18 years and older. Titles in this category may include prolonged scenes of intense violence and/or graphic sexual



RATING PENDING
 Titles designated as RP (Rating Pending) have not yet been assigned a final ESRB rating. This icon appears only in advertising, marketing and promotional materials related to a game that is expected to carry an ESRB rating. The RP is replaced by a game's rating once it has been assigned.



Music Notes...

We have had a great start to the year in music! Programs are scheduled and we're excited to continue a great year of music making! Please read the following schedule carefully:

October 30	6:30 p.m.	2nd Grade Program
November 13	6:30 p.m.	3rd Grade Program
November 27	6:30 p.m.	Encore/Orchestra Concert
December 4	6:30 p.m.	1st Grade Program
February 21	6:30 p.m.	4th Grade Program
April 9	6:30 p.m.	5 th Grade Program
May 7	7:00 p.m.	Encore Concert
May 9	6:30 p.m.	Kindergarten Program



Please contact me if you have any questions –
Ms. Tanya Rosenkranz trosenkranz@linnmar.k12.ia.us



second Grade MUSIC PROGRAM

will be held on

Tuesday, October 30th

at 6:30 PM

in the Indian Creek gym.

Students should report to their classrooms at 6:10 PM
and wear nice clothes so we look as good as we

Clothing Donations For the Nurse's Office


If you are cleaning out closets and have clothing in sizes 4, 6, or 8 we could sure use them in the nurse's office. We are especially in need of pants. Thank you in advance for anything you may be able to share with us.

From the Nurse


If your child comes down with an illness that requires taking medication at school, your pharmacy will split your prescriptions so that your child can bring only the needed amount of his/her medication to school. This will eliminate sending prescription bottles back and forth. Please let Mrs. Rosendale know if your child changes medications, so that the information can be added to their health records.





News From The Art Room


 INDIAN CREEK ARTWORK ON DISPLAY- Throughout the year Indian Creek Student Artwork will be displayed in many ways. The halls are always filled with artwork (thanks to our tireless volunteers). Other exhibitions:

 ARTIST OF THE MONTH- Each month an artist from each grade level is selected for quality work and effort. These are displayed in the art room.


 ARTSONIA- www.artsonia.com Check out your child's work on Artsonia, an on-line gallery. All students will have artwork uploaded to this site throughout the year. Artwork from past years is also visible. Visitors can browse www.artsonia.com/schools/IndianCreek6, to view artwork in the school gallery by grade level, or by specific exhibits. Artsonia provides online fan clubs and personal guest books, as a way for families to encourage the creativity and imaginations of their young artists. In addition, family members can purchase keepsakes imprinted with the child's artwork, with Artsonia donating a percent of their annual product revenue back to Indian Creek art program.

 MRS. Kretschmar's OFFICE - One of the highest honors an artist can receive is to be selected for display in Principal Kretschmar's office. One artwork is selected each month.

 OFFICE FRAMES: We also have frames in Mr. Frazier's, Mrs. Burn's, Mrs. Hofer's, Mrs. Harder's, and Mrs. Ward's offices. These will also display quality artwork throughout the year. These will get changed out every month.

 INDIAN CREEK ANNUAL ART SHOW- Don't get worried if you child isn't bringing home their artwork. We save it for the students to select their best pieces for the exhibit. Every Indian Creek student will have at least 4 pieces on display. Please save the date - THURSDAY APRIL 25th, 2019 to visit Indian Creek student show.

 PERMANENT COLLECTION - Each year the art department selects artwork to become part of the Permanent Collection. Watch for the framed artwork in the foyer. Students can collect their artwork when they leave Indian Creek.

 INDIAN CREEK MASTERPIECE AWARD In honor of Maddeson Tersinar's birthday, the art department sponsors the Indian Creek Masterpiece Award. Maddeson was a gifted artist and encouraged her classmates to be dedicated artists. This award will be presented at the yearly Art Show in April. The award will be given to one of the Indian Creek Students. The chosen artwork will be displayed in a masterpiece frame in the Indian Creek hallway after the art show.

 Other Art shows: In February there will be art on display from Indian Creek Students at the Lowe Art Center. There will also be an art exhibit during the month of November at Barnes & Noble. Be looking for award slips to notify you if your child has art on display at these locations. Watch for announcements from Mrs. Havlicek @ 319 447 3295.



A Note from the Orchestra Director

~ Mrs. Kelly Vieth ~



The 5th Grade Orchestra members have been working very hard on reading notes and rhythms in preparation for our very first concert on Thursday, October 25th in the High School Auditorium beginning at 6:00 PM. All family and friends are encouraged to attend!!! Students will receive more information about our performance later this month.

Attention All Adopt-a-Beginners....

All students who signed up for this year's Adopt-a-Beginner Program will be finding out who their High School practice buddy will be very soon! Students accepted into the program will have the chance to meet and greet their buddy at our annual Adopt-a-Beginner Pizza Party, which will take place before our concert on October 25th. More details to come ☺

Keep up the hard work, orchestra students!!! Go Lions!




Virtual Backpack


Be sure to check out the Linn Mar virtual backpack at <https://www.linnmar.k12.ia.us/backpack/> In the virtual backpack you will find lots of information and flyers for various groups and camps. Check it out!

BOX TOPS

It is back to school time with a reminder to start clipping those box tops! Remember to clip box tops and send them to school with your child. We have a black bin in the front entryway in which they can be placed in. We will be having class incentives throughout the year, so start clipping your box tops now for some new and exciting prizes this school year!



No School on Friday, October 26,
and Monday, October 29!



PTO NEWS

October PTO Meeting

When: Monday, October 8th

Time: 6:30 PM

Where: Indian Creek Library

Indian Creek PTO has a facebook page! Please follow the link below and *like* our page to receive updates and reminders from Indian Creek PTO!

<https://www.facebook.com/Indian-Creek-PTO-132334564071200/>

Thank you for your support of Indian Creek!

Help Wanted - Family Fun Night

The Indian Creek PTO is looking for a few good people to help with our next big event at Indian Creek. If you, or someone you know, is good at planning and organizing events please contact us at: indiancreekpto@gmail.com for more information. Grab a friend or two (or more!) and be involved at Indian Creek!

-Family Fun Night Coordinator.....
-Family Fun Night Assistant Coordinator.....
-Silent Auction Coordinator (2019-2020 school year).....

IC Volunteers.....

We would like to remind all of our volunteers (whether you are volunteering at home or at school) to record your hours on the volunteer website: <http://volunteers.linmark12.ia.us/>. You can also access the volunteer website on the computer in the office where you are signing in and out of school. Every minute you volunteer matters, so please make sure that you are keeping track of and recording *all* of your volunteer hours. If you have any questions about recording your hours, please let us know!

September Volunteer Workshop

Thank you to the following volunteers for your help at our September Volunteer Workshop: Lea Black, Dave Schulte, Janice Schulte, Sandrine Cochet, Lori-Anne Laubach, Cindy Quaas, April Domer, Gretchen Ketels, Kathy Kern, Starlette McHale, Audrey Luetters, Linda Appleby, Beth Esch, Barb Potter, Stephanie Meier, Kelly Smith, Meredith Foreman, Barb King, Elyssa McDowell, Molly Blandford, and Jenny Hemmes.

Don't forget to join us at the Volunteer Workshop!

Thursday, October 4th
from 8:30 am to 10:30 am

