



BOWMAN WOODS BULLETIN

March 2019

Dear Parents:

Welcome to March! What an interesting couple of months we have had with the weather. Thank you for keeping your students engaged and safe during our snow days.

I want to address an issue that I know has been frustrating to our families with children who walk to school. We understand sidewalks have been extremely challenging with the recent ice. We can only salt the areas that belong to the school. We have a very efficient drop off procedure for morning drop off for cars when everyone is working together. Our staff are there to help every student get into the building safely and on time. Please also remember that we do serve breakfast starting at 8:00. Your student may be dropped off in front if he or she is eating breakfast as long as it is between 7:55 and 8:08. After that, our busses and daycare vans start arriving. Hope springs eternal that this winter weather will soon be a lovely memory. The snow has been beautiful, but I think we can all agree that ice can be difficult.

We kick March off with a week of face to face conferences, spring book fair, our annual Sock Hop, and two magical performances later this week from Opera Iowa sponsored by the Linn-Mar Foundation and the Old Creamery sponsored by our PTO. Thanks to our PTO Hospitality Committee (chaired by Tara Erickson) and volunteers for organizing the Tuesday night conference meal for our staff. Thanks to Libby Bettis for supplying the Thursday night meal. It means so much to staff to be able to grab a quick meal during our late conference nights.

Parents, you may have read about some concerning material popping up on YouTube sites and other popular online games geared to children. Our deepest advice as educators is to be vigilant about knowing what your child is watching or playing. Play the game with them or look over their shoulders. Talk to your children about what to do if the screen changes away from the video and be careful with games that let a child communicate with cyber “friends” during the game that are strangers to your child. I know how quickly something can happen as my little grandson was watching something on my phone about puppies as I was working right next to him. Suddenly, the screen changed. Fortunately, I was right there, but it was disconcerting. I usually have a stack of books for him that he loves, so back to the books!

The insert in the newsletter is filled with ways to engage your child in math activities at home. Using a deck of cards to practice math facts is also awesome, or playing “War” where each player flips up a card and the player with the highest number wins. If they have the same card, another round of cards are flipped until you have a winner. Playing Yahtzee is also a fun and easy way to incorporate math. Simply talking about how math is used constantly at home can be powerful as well.

You will also see pictures from many events for February in the newsletter. One special event was our second annual Country and Culture Fair. Thank you to our chair this year, Anu Ambati, and for the support of all of our PTO board, PTO members and amazing exhibitors.

Thank you for being such wonderful parents. There are many challenges out there for our sweet children and we appreciate teaming with you to help keep them safe and engaged.

Tina March, Principal

THANK YOU VOLUNTEERS

Thanks to the lunchroom helpers: Danean Kirchner, Lisa Rohrbach, Christine Lehman-Engledow; **Thanks to the Hearing Screening helpers:** Elizabeth Strimple, Ro Delaney, Andrea Schoenbeck, Heather Zwanziger, Donna Bean. **Thank you to the Culture Fair Exhibitors that represented various countries:** Renee Wood, Reetika Bhandari/Karishma Huddar, Svetha Swaminathan, Sabeen Hashmi, George Anyanwu, Ericka Elles, Ruth Schroeder, Arti Viraj, John Hanson & family, Kevin Havran, Saba Akram, Esteban Sanchez/Jasmin Serrato, Hai Le, Jun Yang, Sarah Henderson/Nick Hartmann, Angel Karagogov, Dean Parr.



Spring Pictures – March 28th

Our photographers will be here on March 28th to take casual/informal pictures of our students.

A few weeks after picture day, your student will bring home a picture packet that includes pricing information. Simply send in the remittance for any pictures you would like to keep and return the pictures you do not wish to keep. Buy one, buy all of them, or return them and purchase none. The choice is yours! This is an excellent fundraiser for Bowman Woods, but you are under no obligation to purchase pictures.

PLEASE DO NOT SEND MONEY IN ADVANCE!

Contest Updates

Our Warm Winter Hot Chocolate contest wrapped up on February 22nd!
Second Grade was the winner!

Start collecting your Box Tops and Hy-Vee receipts for our final contest of the year...**Girls versus Boys!**

Turn in your Hy-Vee Receipts by April 5th!



It's hard to believe, but our Hy-Vee collection year is wrapping up on March 31st! Search through your drawers, check your pockets, and clean out your wallets to collect any Hy-Vee receipts with dates **between April 1, 2018 and March 31, 2019** and bring them to school as soon as possible. To be eligible to earn money for our school, **receipts with these dates need to be turned into the school by April 5th.**

And, as always, keep saving all your Hy-Vee receipts! The new collection year starts on April 1.



IF YOU HAVE NOT REGISTERED YOUR KINDERGARTNER FOR SCHOOL NEXT FALL, PLEASE CALL 447-3240.

Parents, please help by not dropping your child off at school before 8:10.

We *do not* have supervision before that time. You can bring your children at 8 am if they are to eat breakfast at school.

Thank you for your cooperation on this safety issue.

Txtwire: If you have previously signed up to receive notifications and are not receiving them, please click on LM Emergency Notifications at the bottom of the LM webpage to register again and select "District" to receive weather related notifications.

SNOW MAKE-UP DAYS:

The following dates will now be used as snow make-up days for students:

March 25 (Monday)

April 22 (Monday)

May 13 (Monday)

June 3 (Monday)

June 4 (Tuesday)

June 5 (Wednesday)

If you are moving over the summer and not returning to Bowman Woods next year, please notify the office. Thank you!

PTO Country and Culture Fair



2019 LIONS Award nominations being accepted



Nomination Categories:

L – Living Legend: A person who has had an impact on students, staff and the community.

I – Innovator: A person who has brought new ideas that result in positive change and contribute to student growth.

O – Optimizer: A person whose leadership has unified people to benefit the students.

N – Newcomer: A person, who by his/her fifth year in the District, has made a significant impact on students through an extraordinary contribution of time and talent outside employment responsibilities.

S – Service Award: A person who has 25 or more years of service to the District as either an employee or a volunteer, and demonstrated exemplary character, service to students and/or staff, and loyalty to the District.

Lion Pride Award – Going the Extra Mile

Shirley Pantini Award – Excellence in Equity

A completed nomination form and cover letter (not to exceed one page) written by the nominator are due to the Linn-Mar Employee Recognition/Human Resources by 4:00 p.m. on Friday, March 15th, 2019. Questions may be directed to: Casey Fasselius at (319) 447-3009 or cfasselius@linnmar.k12.ia.us

Nominations will be kept confidential.

Spring Usborne Book Fair



**The Usborne
in the Bowman
during the week
Students may**

during library class or during the following fair times.

Monday after school until 4

Tuesday after school until 7pm

Wednesday after school until 4

Thursday after school until 7pm

Friday until 11

**Book Fair will be
Woods Library
of March 4-8.
purchase books**

Can't make the Book Fair times? Shop online at anytime, select Bowman Wood Elementary at check out and choose to ship to organization for free or ship to another location for a small fee. Contact **Ruth with any questions: **ruth.schroeder@outlook.com****

Note from the Health Office



The Health Office is in need of gently used size 7/8 and 9/10 boys and girls pants and tops, but any sizes are welcome! Leggings and sport pants are the easiest to fit a variety of body types. I am very hopeful that spring is just around the corner and with spring's warmer temps will come melting snow and lots of potential for wet clothes at recess. Your donations are greatly needed!

Also a reminder that we are well into the flu season. Please keep children home that have fevers, vomiting and/or diarrhea. Children need to be free of all these symptoms for 24 hrs without Tylenol or Ibuprofen before returning to school. I understand it has hard to keep children home, because we have had so many missed days of school and work, but this is important to help lessen the spread of these viruses which will cause more missed days of school. Thank you!

Math+Science Connection

Intermediate Edition

Building Understanding and Excitement for Children

Bowman Woods Elementary School
Ms. Tina March, Principal

INFO BITS



Open-door angles

Doors in your house are the perfect place for hands-on practice with angles. Take turns opening or closing a door and asking, "Acute, right, or obtuse?" Partially open a door, and it's an acute angle. Open it straight out, and it's a right angle. Open it wider, and it's obtuse.

Habitat for rent


Help your child think about what animals need to survive (shelter, food, water). Then, have her choose an animal (monkey) and write a classified ad for a home that will meet its needs. *Example:* "Tall tree in a tropical rain forest. Large river nearby for drinking. Plenty of leaves, fruit, and insects to eat."

Book picks

▣ *The Man Who Counted: A Collection of Mathematical Adventures* (Malba Tahan) combines an adventure story with interesting math puzzles.

▣ Learning about the solar system is fun when planets tell the story themselves. Dan Green's *Astronomy: Out of This World!* contains fascinating facts and details along with cartoon illustrations your youngster is sure to love.

Just for fun



Q: What has three feet but no legs or arms?

A: A yard.

Fractions of fun

Understanding fractions is much easier when your child can visualize them. Here are ideas to help her see—and use—fractions.

Keep a diary

Show your youngster that fractions are a part of everyday life. For a week, have her record and illustrate each one she notices. For instance, she might write, "We had a half day of school today," or "Mom asked for $1\frac{1}{2}$ pounds of turkey at the store." How many examples can she find and draw?

Play a game

Have each player cut a sheet of construction paper into six horizontal strips. She should leave the first one whole and then cut the second one in half (fold it, and cut along the fold), and the others into thirds, fourths, sixths, and eighths. With bits of masking tape, label a die: $\frac{1}{2}$, $\frac{1}{3}$, $\frac{1}{4}$, $\frac{1}{6}$, $\frac{1}{8}$, and "wild." To play, roll the die,



and lay the matching piece of paper on your whole strip (for "wild," choose any piece). The goal is to be the first one to fill your strip without overlapping any pieces (*example:* $\frac{1}{2} + \frac{1}{4} + \frac{1}{4} = 1$ whole strip).

Put in order

Together, make a set of fraction cards, with one fraction per index card ($\frac{1}{4}$, $\frac{1}{2}$, $\frac{3}{4}$, 1, $1\frac{1}{4}$, $1\frac{1}{2}$, $1\frac{3}{4}$, 2). Shuffle the cards, and see how quickly your child can put them in order. Then, while she closes her eyes, lay the cards in order but leave out a few. Give her the missing cards, and have her put them where they go. 📦


Look at me!

Help your youngster learn about the science of optics with this mealtime activity.

Have him look at himself in a clean spoon. What happens if he looks in the bowl of the spoon? (He's upside down.) What happens on the other side? (He's right side up.)

Next, have him bring his finger toward the spoon and watch what happens on each side. The bowl (the *concave* side) will magnify his finger, or make it look larger. The back (the *convex* side) will make his finger look smaller. Ask your child how scientists might use this information to make eyeglasses, cameras, or telescopes.

Tip: He can remember which side is which by thinking of concave as "caves in." 📦



Multiply and divide

Learning to multiply and divide can be more about *thinking* than memorizing. Strategies like these can help your child practice.

Make it fun. If your child collects toy animals, you might ask, "How many legs do 4 horses have?" He can "skip count" the legs by 4s (4, 8, 12, 16) to see that $4 \times 4 = 16$. Or if he has friends over and wants to divide 17 pretzels equally among 3 people, he can "deal them out." He'll see that each person gets 5, and there are 2 left over. ($17 \div 3 = 5$, remainder 2)



Use what you know. Encourage your youngster to look for clues to help him solve problems. For 8×7 , he could consider other math facts he knows. "I know 4 groups of 7 = 28. I need 8 groups, so I can double that answer. If $28 + 28 = 56$, then $8 \times 7 = 56$." For $30 \div 5$, he might say, "I know $10 \div 5 = 2$. There are three 10s in 30, and $3 \times 2 = 6$. So $30 \div 5$ must be 6."

Q & A Ask math questions

Q: I've never felt comfortable with math. How should I talk to my children about what they're learning in math class?

A: Try to show enthusiasm for what your youngsters are doing in math. You might ask them each day at dinner or homework time what they studied in math that day. Let them explain the concepts they're working on, and follow up with questions. For instance, if they're learning about decimals, you could ask how decimal points are used in money (they separate the parts of a dollar from the whole dollar).

Then, when your children finish their homework, have them show you how they solved a few problems. As they explain their methods to you, they'll be reinforcing their own skills. And they'll be proud to be teaching you something!




MATH CORNER

Find, build, compute

What do a shoebox, book, and refrigerator have in common? They are all rectangular prisms, or solid shapes with rectangles for their faces (sides). Encourage your child to explore geometry with this common shape.

Volume. Let her build a rectangular prism out of dice, sugar cubes, or same-sized Legos. Her model should be solid, with no hidden spaces. When she finishes, have her figure out the volume (count the cubes along the height, width, and length, and multiply the three numbers together). To check her math, she can take apart her structure and count all the cubes.

Dimensions. Give your youngster 36 blocks, and see how many different sizes of rectangular prisms she can build. Have her record dimensions of each one. *Examples:* $2 \times 2 \times 9$ and $2 \times 3 \times 6$. What do the sets have in common? (Each product equals 36.)



SCIENCE LAB

Save your breath

Your youngster can inflate a balloon without using his breath. A chemical reaction will do the job for him!

You'll need: empty plastic soda bottle (20 fl. oz.), $\frac{1}{4}$ cup water, 1 tsp. baking soda, uninflated balloon, lemon juice

Here's how: Have your child add the water and baking soda to the bottle, close the cap, and swirl it around until the water is cloudy. Then, help him stretch out the


balloon and place the opening over the top of the bottle, leaving a small space. He should very quickly add a little lemon juice, seal the balloon completely over the bottle, and shake lightly.

What happens? The balloon inflates.

Why? When you mix an acid (lemon juice) with a base (baking soda), they create carbon dioxide. The molecules spread out as the gas forms, pushing against the walls of the balloon and causing it to inflate.



OUR PURPOSE
To provide busy parents with practical ways to promote their children's math and science skills.
Resources for Educators,
a division of CCH Incorporated
128 N. Royal Avenue • Front Royal, VA 22630
800-394-3052 • rfeustomer@wolterskluwer.com
www.rfeonline.com



A Message from the Volunteer Coordinators...

Did you know that Bowman Woods has a rich history of high parental and community volunteerism?

Parents, grandparents and alumni can be found in the hallways, classrooms and lunch room lending a helping hand and making a difference in the life of a student!

Our elementary school has a long-standing tradition of earning the distinction of being one of the top schools in the District for highest number of volunteer hours.

Volunteers help to make Bowman Woods extraordinary and we want YOU to be part of our volunteer team!

Never volunteered in the LinnMar School District before? No problem!

1) Fill out the Volunteer Registration Form and turn it into the BW Main Office.

Forms can be found:

- on the LinnMar website
- in the Bowman Woods Main Office
- or we can email a copy directly to you or send one home with your child.

2) then email or call Karla Terry, LinnMar's Community Relations Coordinator in order to set up a short meeting

- kterry@linnmar.k12.ia.us
- (319) 447-3110

It is not too late to take advantage of fun volunteer opportunities still happening this school year or to get the volunteer process completed so that you are all set to go for next school year!

Questions or concerns, just email us at bwvolunteers@linnmar.k12.ia.us .

We would love to help you become a part of the BW Volunteer Family!

Angie Krueger & Roisin Delaney
Bowman Woods Volunteer Coordinators





March PTO NEWS

Mark your calendars

Sunday, Mar 3, 2 - 5 PM: **Bowman Woods Skates!**

Come out to the Cedar Rapids Ice Arena (1100 Rockford Rd SW) for an afternoon of fun. \$5 per person covers skate rental and admission. \$2 per skater will be donated back to Bowman Woods PTO.

Tuesday, Mar 12, 6:30 – 7:30 PM: **PTO Meeting**

Every Bowman Woods parent is a member of the PTO. Attend the monthly meetings to stay informed of how fundraising dollars are spent, hear building/district updates from Mrs. March, brainstorm improvement ideas and voice questions/concerns. Meetings are held in the media center. Free childcare is provided.

Friday, Mar 8, 6 – 7:30 PM: **Free Family Event – Sock Hop**

RESCHEDULED! Cold and snow can't keep us away from this fun event!

Dancing, pizza and root beer floats for all BW students and family members. 1950s era outfits welcome but certainly not required. Students **MUST** be accompanied by an adult.

Keep up with School Happenings

Like us on Facebook (Bowman Woods PTO) to see upcoming events and dates for PTO meetings. Website: www.BowmanWoodsPTO.com Email: bowmanwoodspto@gmail.com

RoughRiders Hockey Celebrates our Teachers - Saturday March 2nd @ 7:05 PM!

Congratulations Bowman Woods Elementary School ...Guess what?

You have been chosen as one of the schools who will participate in the "Dash For Cash" during the first intermission!

Mrs. G from Bowman Woods Elementary will scoop up money for the school in honor of teacher appreciation night!

Prizes throughout the night will be given to teachers!

Get your DISCOUNT tickets now!

Dash For Cash Tickets RoughRidersHockey.com/tickets

Code: Dash

Box Office: 319-247-0340

After discount:

Green Zone (Row 3+) \$10.75


Blue Zone (Row 3+) \$14.75

Gray Zone (Row 3+) \$12.75

Red Zone (2nd Row) \$16.75



Dr. Seuss Fun.....



Monday – Fox in Socks Day...







Tuesday - DR. SEUSS BINGO



Kindergarten Team

Wacky Wednesday – Dr. Seuss Day



THURSDAY – Dr. Seuss – Read around the school.



Friday – Dr. Seuss Lunch and Stories -





March



Monday	Tuesday	Wednesday	Thursday	Friday
				1 Early Birds MANE EVENT 6 PM Day 4
4 Usborne Book Fair 3:15-4 Day 5	5 Orch. AM Common Conference Night Usborne Book Fair 3:15-7 Day 6	6 Early Birds Usborne Book Fair 3:15-4 Day 7	7 Band AM Orch. PM Common Conference Night Usborne Book Fair 3:15-7 Day 8	8 Early Birds Usborne Book Fair til 11 am PTO Sock Hop 6-7:30 Day 1
11 3 rd Gr Swimming Day 2	12 Orch. AM 3 rd Gr Swimming Vol Wkshp - 8:45am PTO Meeting - 6:30 Day 3	13 Early Birds 3 rd Gr Swimming Day 4	14 Band AM 3 rd Gr Swimming Orch. PM 5 th Grade Music Concert/6:30 pm Day 5	15 Early Birds 3 rd Gr Swimming Day 6
18 SPRING BREAK	19 -----	20 -----	21 -----	22 -----
25 Snow make-up day Day 7	26 Orch. AM Stories Alive Author PTO CheMMusical Family Activity - 6:00 Day 8	27 Early Bird performance Villages SSS Swimming Day 1	28 Band AM Orch. PM 1 st Gr Field Trip Spring Pictures Day 2	29 SSS Swimming Day 3

