









Inspire Learning.
 Unlock Potential.
 Empower Achievement.

Grade Level: Kindergarten

Week of April 27th - May 1st

Choice Board: For your learning this week, please select from any of the grade-level activities below that have been selected by your fabulous Linn-Mar teachers! Feel free to reach out to your teacher for feedback on your work! [Click here for printable files for the week](#). Please remember that [Lexia](#) is available to students during this time. Lexia can also be accessed through [Clever](#). Every school counselor and student assistance counselor is available to support students during this time. Please feel free to reach out to them via email to set up a time to talk. If your family is in need for reaching community support and/or resources, please contact our Family Resource Specialist, Katie Smith. The link below will take you to a Linn-Mar webpage where a list of resources has been collected for families. School counselors and Student assistance team members' contact information is also on this webpage. <https://tinyurl.com/wecareaboutyou>

Reading/Writing	Math	Science	Social-Emotional	Specials
<p>Read The Very Hungry Caterpillar. After you have read the story, retell the story by drawing which food the caterpillar ate each day using The Hungry Caterpillar Sequencing link. Then on the empty lines, write the number and the food.</p> <p><u>Writing:</u> If you could eat any food from the story which food would you choose and why?</p> <p>Hungry Caterpillar Sequencing</p>	<p>Create shapes 2D (square, circle, rectangle, triangle) or 3D (cube, sphere, cone, rectangular prism) with things around your house such as pasta noodles, toothpicks, marshmallows, legos, blocks, pretzel sticks, sticks from outside</p>	<p>Worms vs. Birds Robins</p> <p>Go outside and see if you can find a bird and a worm. How are they the same and how are they different? Where do they both live?</p> 	<p>Read, Peanut Butter And Jelly Book. Make a list of 5 ways you can be a good friend.</p> <p>Extension Activity - choose one idea off your list and write about it. Draw a picture to match your writing.</p>	<p>PE</p> <p>Bicycle/Scooter/ Skate Safety Unit</p> 
<p>Scavenger Hunt: Use the following alphabet cards, OR create your own cards at home. Have someone at home hide each of the letters. Next, you go on a scavenger hunt and look for the letters. As you find a letter, write that letter on a piece of paper and then stretch out a word that begins with that letter.</p> <p>Alphabet Cards Nonsense Word Game</p>	<p>Look around the house and try to find shapes. Rectangle, Square, Circle, Triangle. Keep track of how many you find.</p> <p>Create your own shape graph with the information you have gathered. Tell someone which shape has the most and the least.</p>	<p>Bookflix: Fiction: Chicken Little Non-fiction: What is Gravity</p> 	<p>Make a card or a picture to give one of your neighbors. Drop it off at their front door to surprise them.</p> 	<p>Music</p> <p>Reduce, Reuse, Recycle Video Earth Day Instruments Video Homemade Instruments Lesson Description</p>
<p><u>Read:</u> The Grouchy Ladybug After reading the story, tell someone or a pet the following...characters, setting, events, and what happened at the end. Dictated ladybug drawing using the following site, one of your choice, OR you may draw one on your own.</p> <p>Dictated ladybug drawing</p> <p><u>Writing:</u> What is something that makes you grouchy and why? Writing Paper Template</p>	<p>Cut out shapes with paper and turn them into a picture.</p> 	<p>National Aquarium</p> <p>Visit The National Aquarium, it is a live video. Watch for all of the different fish. Draw one of the fish you see.</p>	<p>OCM Weekly Lesson Diversity</p> 	<p>Art</p> <p>Create a sculpture (3-D artwork) of a face made out of...</p> <ul style="list-style-type: none"> Nature-sticks, rocks, leaves <ul style="list-style-type: none"> Laundry Food Playdough, Legos, Toys Recycle materials Anything