


Asking Questions

Readers ask questions before, during and after reading. Choose a book and look at the cover. Write down a question you are thinking about before you read. As you are reading the book, stop to ask questions along the way. After you are finished reading, ask another question. ☺ An asking sentence starts with a capital and ends with a ? mark.

Book Title: _____

Name: _____











_____ date _____



_____ Greeting _____



_____ Closing _____

_____ Name _____

Mop Slop

I picked up my mop,
and looked at my pop.
I began mopping
and I couldn't stop.
I held the top,
but it started to drop.
It dropped it in my bucket,
and splashed all the slop.



Read the poem 3-4 times. Then read it
poem to a person, pet or stuffed friend
You could even call a friend or family
member and read the poem to them.
Circle or highlight all the short o words

Write 3 short o words from the poem.

Real or Pretend Words

Read the words. Circle the real words.

pot	mof	mop
stop	got	hop
hot	pom	sob
Tom	job	rob

How many real words did you find? _____
CHALLENGE! Write your own poem with short o words!

Moe's Bone

Moe the dog
loved her bone.
She would bark and bark
until you left her alone.
Moe put her bone
in a big hole.
To see the spot
she left a pole.



Read the poem 3-4 times. Then read the poem to a person, pet or stuffed friend. You could even call a friend or family member and read the poem to them. Circle or highlight all the long o words

Write 3 long o words from the poem.

Real or Pretend Words

Read the words. Circle or color the real words.

cone	coke	mope
home	bone	pome
hote	smoke	robe
lobe	hope	roke

How many real words did you find? _____
CHALLENGE! Write your own poem with long o words!

Name: _____ Date: _____

Counting Coins Worksheet

Write the value of the money in cents.

1.



2.



3.



4.



5.



6.



7.



8.



Skip Counting by 2s, 5s and 10s

1. Count by 2s and trace a **red** border around each box that you land on.
2. Then count by 5s and place a **blue** circle around the number in each box that you land on.
3. Finally, count by 10s and place a **green** X over the number in each box that you land on.

1	2	3	4	5	6	7	8	9	10
11	12	13	14	15	16	17	18	19	20
21	22	23	24	25	26	27	28	29	30
31	32	33	34	35	36	37	38	39	40
41	42	43	44	45	46	47	48	49	50
51	52	53	54	55	56	57	58	59	60
61	62	63	64	65	66	67	68	69	70
71	72	73	74	75	76	77	78	79	80
81	82	83	84	85	86	87	88	89	90
91	92	93	94	95	96	97	98	99	100

Challenge

1. If you keep counting on from 100, what is the next number you will trace in **red**?

2. If you keep counting on from 100, what is the next number you will circle in **blue**?

3. If you keep counting on from 100, what is the next number you will X in **green**?

Number Patterns (II)

Name _____ Date _____

Look for the number patterns. Circle them.

Count by 1's from 57 to 62.

Count by 2's from 2 to 12.

Count by 2's from 88 to 100.

Count by 5's from 15 to 45.

Count by 1's from 22 to 27.

Count by 5's from 70 to 95.

Count by 10's from 10 to 50.

Count by 10's from 60 to 100.

100 98 96 94 92 90 88 85

45 0 22 23 24 25 26 27

23 14 95 90 85 80 75 70

30 19 12 60 70 80 90 100

25 (57 58 59 60 61 62) 80

30 10 20 30 40 50 43 85

15 20 25 30 35 40 45 67

10 91 2 4 6 8 10 12

Name _____

Date _____

Race to 120



Give each player a copy of the gameboard and one penny. Place the penny on 1.
Take turns rolling a die and moving that many spaces. The first player to 120 wins!

1	2	3	4	5	6	7	8	9	10
11	12	13	14	15	16	17	18	19	20
21	22	23	24	25	26	27	28	29	30
31	32	33	34	35	36	37	38	39	40
41	42	43	44	45	46	47	48	49	50
51	52	53	54	55	56	57	58	59	60
61	62	63	64	65	66	67	68	69	70
71	72	73	74	75	76	77	78	79	80
81	82	83	84	85	86	87	88	89	90
91	92	93	94	95	96	97	98	99	100
101	102	103	104	105	106	107	108	109	110
111	112	113	114	115	116	117	118	119	120

Name _____ Date _____


Our Country's History

Write the word from the box that each sentence tells about.

Mayflower **Constitution** **settler** **England** **freedom**

1 The first 13 colonies were ruled by this country.

2 The first settlers sailed to North America on this ship.



3 This is someone who makes a home in a new place.



4 Americans celebrate this on Independence Day.



5 This is a set of rules for our country.

© Harcourt

Name _____ Date _____

The Pledge

Use the words in the box to fill in the blanks.

liberty	Flag	pledge	Nation	States
---------	------	--------	--------	--------


I _____ allegiance to the _____

of the United _____ of America, and to the

Republic for which it stands, one _____ under


God, indivisible, with _____ and justice

for all.



© Harcourt

National Symbols



**Liberty
Bell**



**Washington
Monument**



**Statue of
Liberty**



**American
flag**

Write the name of a symbol to complete each sentence.

1 The _____
holds a torch.

2 The _____
honors our first President.

3 Each star on the _____
stands for a state.

4 The _____
stands for liberty and freedom.

Why Character Counts


Trustworthiness

Being trustworthy means that people can count on you. You show you are trustworthy by keeping your promises and by being honest. Other people will know you are trustworthy when you always tell the truth.

We depend on our leaders to be trustworthy. We trust them to make good decisions.

✓ Trustworthiness

- Respect
- Responsibility
- Fairness
- Caring
- Patriotism



In Your Own Words:


Why can you depend on someone who is trustworthy?

Name _____

Character Activity

Think about things that people trust you to do. Use the lines below to make a list. Draw a picture of yourself doing one activity from the list. Finish the sentence about your picture at the bottom of the page.

1. _____
2. _____
3. _____



I am trustworthy when I _____

