







Inspire Learning.
 Unlock Potential.
 Empower Achievement.

Grade Level: Kindergarten Week of May 25 - May 29

Choice Board: For your learning this week, please select from any of the grade-level activities below that have been created by your fabulous Linn-Mar teachers! Feel free to reach out to your teacher for feedback on your work. [Click here for printable files for the week.](#) Please remember that [Lexia](#) is available to students during this time. Lexia can also be accessed through [Clever](#).

Every school counselor and student assistance counselor is available to support students during this time. Please feel free to reach out to them via email to set up a time to talk. If your family is in need for reaching community support and/or resources, please contact our Family Resource Specialist, Katie Smith. The link below will take you to a Linn-Mar web page where a list of resources has been collected for families. School counselors and student assistance team members' contact information is also on this webpage. <https://tinyurl.com/wecareaboutyou>

| Reading/Writing | Math | Science | Social-Emotional | Specials |
|--|---|---|--|--|
| <p>Bookflix: Stick and Stone</p> <p>After reading this story, please stay in the Bookflix app and do the following activities that are listed on the side: Which Came First? And Fact or Fiction.</p> <p>Work on retelling the story with a family member. Talk about characters, setting, events and the ending of the story.</p> <p>Writing Activity: Stick and Stone Writing</p> <p>Animal Fact or Opinion</p> <p>Fact or Fiction</p> <p>Retelling Sheet</p> | <p>Turn over two playing cards, subtract the pictures (take out the face cards)</p>  | <p>Understanding Physical Properties of Objects- Find a variety of objects around your house, toys, kitchen items, clothing, art supplies, etc. Sort them in different categories based on their physical properties- color, shape, size, material, etc. Try sorting the objects several different ways.</p>  | <p>Use the writing paper to write about two important community helpers, nurses and doctors.</p> <p>Nurse/Doctor Writing</p>  | <p>PE</p> <p>Throwing</p>  |

Play a game of Memory with a friend (sibling, mom, dad)

Pick any number of sight words (more than 10). Write one sight word on two different pieces of paper. Lay them face down on the table or floor. Turn over one piece of paper and say the sight word. Turn over another piece of paper and say the word. If the words match, you keep both papers, if they don't match, flip them over and it's your "friend" turn.

[Sight Word Cards](#)

Roll and Subtract
Roll two dice, Write and solve subtraction number sentences.

[Jack Hartman Subtraction Video](#)



Isopods

Search your yard, look under a rock, leaves, or log to look for pill bugs (roly-poly's). What happens when you try and touch it? What else did you notice?



Community Helpers Word Search

COMMUNITY HELPERS



MUSIC

[Music Lesson \(video\)](#)

[Music Lesson Plan](#)



Read: [My Friend is Sad](#)

Read: [My New Friend is So Fun!](#)

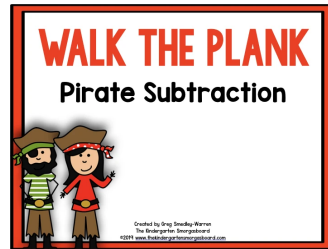
Writing: Who is your best friend? What are some of the fun things you do with your friend? Include a picture of you and your friend doing something fun.

[Writing Paper Template](#)

[Jolly Phonics](#)

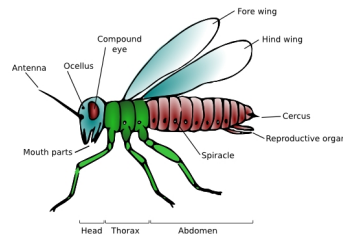
Create your own subtraction story problem for a family member to solve. (Up to 20)

[Pirate Subtraction Video](#)



Insects: [10 Interesting Insects](#)
[Insect's Body](#)

Draw any insect and label the parts (head, thorax, abdomen, antennae, legs)



What tools do community helpers need?

[Community Helper Tools](#)



ART

Create a nature artwork using anything you want.

[Nature Art](#)

GUIDANCE

[Kindergarten: Watch Lesson #15 "Handling Waiting"](#)

[Parent Resource](#)

[Watch Video](#)