


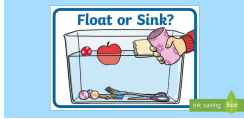











Inspire Learning.
 Unlock Potential.
 Empower Achievement.

Grade Level: Kindergarten Week of May 4 - May 8

Choice Board: For your learning this week, please select from any of the grade-level activities below that have been selected by your fabulous Linn-Mar teachers! Feel free to reach out to your teacher for feedback on your work. [Click here for printable files for the week.](#) Please remember that [Lexia](#) is available to students during this time. Lexia can also be accessed through [Clever](#).

Every school counselor and student assistance counselor is available to support students during this time. Please feel free to reach out to them via email to set up a time to talk. If your family is in need for reaching community support and/or resources, please contact our Family Resource Specialist, Katie Smith. The link below will take you to a Linn-Mar web page where a list of resources has been collected for families. School counselors and Student assistance team members' contact information is also on this webpage. <https://tinyurl.com/wecareaboutyou>

Reading/Writing	Math	Science	Social-Emotional	Specials
<p>Make a list of farm animals. Make a list of foods from a farm.</p> <p>BookFlix: Click Clack Moo and Let's Visit a Dairy Farm</p> <p>BookFlix: Groovy Joe Ice Cream & Dinosaur and Milk to Ice Cream</p> <p>BookFlix: Giggle Giggle Quack and Living on Farms</p> <p>After reading, recall one or two facts that you learned from the story. Writing Paper</p>	<p>Practice writing numbers 0-20.</p> 	<p>Sink or Float- Fill a large bowl with water. Find different objects around your house. Make sure to ask your parent first if it is okay to get the object wet. Draw a picture of the object and make a prediction, or a guess, if you think the object will sink to the bottom or float on top. Place the object in the water and see if your prediction is correct.</p> 	 <p>Make a card for your mom, grandma or someone special in your life! (Mother's Day is Sunday May 10th)</p>	<p>PE OPEN Field Day</p> <p>Field Day Resources</p> 

<p>Find food items in your house - chop or clap the number of syllables you hear. milk - milk apple - ap/ple cereal - cer/e/al macaroni - mac/a/ro/ni</p> <p>Feed the Animals - Syllables</p> <p>Printable (multi-page) Feed the Animals - Syllables</p> <p>Manipulating Sounds Sheet</p>	<p>Count all of the windows, doors, stairs, etc in your house and write that number.</p> 	<p>Rainbows: How Is A Rainbow Formed The Dr. Binocs Show Learn Videos For Kids How do Rainbow form?</p> <p>Can you find an item in your house for every color of the rainbow? Remember, there are 7 colors: Red, Orange, Yellow, Green, Blue, Indigo, and Violet. For example: a red apple, an orange ball, a yellow pencil, a green car, etc...</p>	<p>Mother's Day All About Grandma</p> 	<p>MUSIC</p> <p>Music Lesson</p> <p>Chair Rhythms</p> <p>May the 4th Be With You</p> 
<p>Read: Three Little Pigs</p> <p>Sequence Writing Paper Go on a scavenger hunt inside or outside. Gather materials to build a house, like the Three Little Pigs. For example: a leaf house, a lego house, a popsicle stick house, etc.</p> <p>If you'd like, share a picture of the house you built with your teacher (email or SeeSaw).</p> <p>Write a sentence about the type of house you built with your materials.</p> 	<p>Start counting at a number (not the number 1) and count as high as you can.</p> <p>Example: My birthday is the 18th, so I will start counting at 18 and count as high as I can.</p> 	<p>Plants: What are Plants?</p> <p>Draw a plant and label all the parts of the plant (roots, stem, leaves). What does a plant need to live? (see if you can name three).</p> 	<p>OCM Weekly Lesson : Responsibility</p> 	<p>ART</p> <p>Create a picture of one of your friends. (person, animal, object) materials you could use:</p> <ul style="list-style-type: none"> • paper/pencil • crayons/markers • colored pencils • objects • anything you have <hr/> <p>GUIDANCE</p> <p>Watch the Second Step Video Lesson 12 "We Feel Feelings in Our Body"</p> <p>Resource Guide for Families Lesson 12</p>