


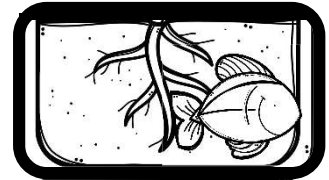
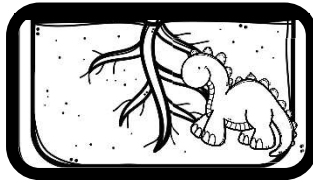
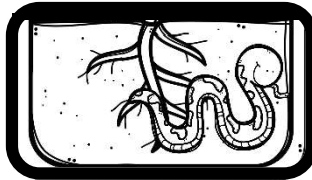



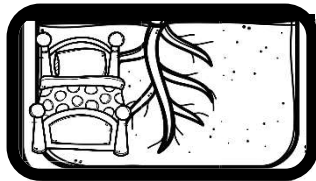








name: \_\_\_\_\_

ECBP Resources



# SPRING MATCH-UP

Build the flowers by matching the beginning sounds.










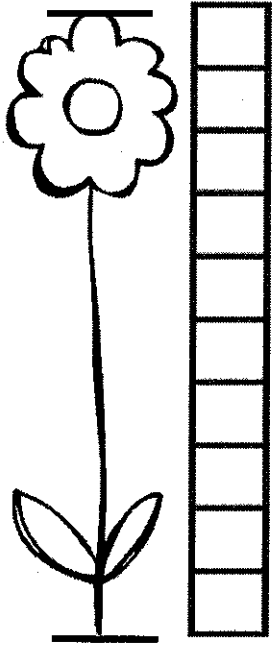
name: \_\_\_\_\_


ECBP Resources



# FLOWER MEASUREMENTS


Count and color the total number of cubes tall each flower is.





name: \_\_\_\_\_

ECBP Resources



# SPRING SPR<sup>♥</sup>OUTS









Glue the pictures in order of plant growth.

1

2

3

4



My name \_\_\_\_\_

# Plant Part Taste Test

Teachers: Use this sheet with the activity on page 5 of your Teacher's Guide.

Root: \_\_\_\_\_

Draw it.

Stem: \_\_\_\_\_

Draw it.

Fruit: \_\_\_\_\_

Draw it.

Taste:



Taste:



Taste:

