











Choice Board-For your learning this week, please feel free to select from the grade level activities below that have been selected by your fabulous Linn-Mar teachers!

Grade Level: Preschool

Rainbows & Earth Day

Date: April 20th-24th

 <p>EXPLORE:</p> <p>-Grab a flashlight and a glass cup or jar and fill it with water. -Shine the light through the water. When white light shines through water, the colors separate to make a rainbow.</p>	<p>I-Spy</p>  <p>LANGUAGE DEVELOPMENT:</p> <p>"I spy with my little eye something that is _____" or "I see _____"</p> <p>(Use different colored items in your home and surroundings.)</p>	<p>FINE MOTOR: Play Doh</p> <p>Make letters and numbers out of Play Doh refer to the letter and number chart if needed. *See attached recipe</p> 
<p>MUSIC:</p> <p><u>Rainbow Song</u> Tune of <i>Twinkle Twinkle</i></p> <p><i>Red, orange, yellow, green, blue Don't forget there's purple too!</i></p> <p><i>Put these colors in a row! That's how to make a big rainbow!</i></p> <p><i>Red, orange, yellow, green, blue Don't forget there's purple too!</i></p>	<p>ART:</p> <p>Rainbow Art Make your own rainbow with whatever materials and colors you have at home</p> 	<p>EXPLORE: Paint</p>  <p>-Fill 3 cups with colored water: red, yellow, and blue. (You can use food coloring, paint, or a marker soaked in water.) -Use a dropper(or straw or medicine syringe) to paint the colors on a paper towel on a tray or cookie sheet. Watch them soak in and mix together to make new colors.</p>
<p>BRINGING IT ALL TOGETHER:</p>  <p>Take a walk and collect nature items such as fallen leaves, dandelions, twigs, etc.</p> <p>Gather everything together at home. Talk about colors, textures, sizes, where did each item come from originally . . .</p> <p>Ask your child what they think the first letter of each item is. They can write the letter on a paper and place it by the item.</p>	<p>MATH: Sort Recycling</p> <p>With your child, sort the recycling at your house into piles: paper, plastic, glass, cardboard.</p> <p>How do you think each of these things can be repurposed? How many of each do you have? Which has the most or the least?</p> <p>Recycle for Kids</p> 	<p>LITERACY/ART: Rainbow Write Your name</p> <p>Handwriting tip. Trace rainbow letters.</p>  <p>Rainbow write directions</p>

*Every school counselor and student assistance counselor is available to support students during this time. Please feel free to reach out to them via email to set up a time to talk. If your family is in need for reaching community support and/or resources, please contact our Family Resource Specialist, Katie Smith. The link below will take you to a Linn-Mar webpage where a list of resources has been collected for families. School counselors and Student assistance team members' contact information is also on this webpage.

<https://tinyurl.com/wecareaboutyou>