





Bird Watch Tally

<i>Description</i>	<i>Tallies</i>	<i>Total</i>
 <i>Sitting</i>		
 <i>Walking</i>		
 <i>Flying</i>		
 <i>Swimming</i>		

Choice Board-For your learning this week, please feel free to select from the grade level activities below that have been selected by your fabulous Linn-Mar teachers!

Grade Level: Preschool

Birds and Worms

Date: April 27th-May 1st

 <p><u>WIGGLE WORMS (fingers)</u></p> <p><i>Wiggle your worms up, then wiggle them down. Wiggle your worms around and around. Wiggle them high, wiggle them low. Wiggle them fast, wiggle them slow. Wiggle them over, the tops of your toes. Wiggle them under the tip of your nose. Wiggle them up your arm to the top Wiggle them down to your fingers and stop. Wiggle your worm 'cross the top of your head, Then put your worm back in his own little bed.</i></p> <p>By: Jean Warren</p>	<p><u>ART</u></p> <p>Let's make some worm art. We can use just about anything to make worms.</p> <p>You can make worms from cooked pasta noodles, shoe laces, yarn, string, even twigs from trees.</p> <p>Draw a home for them and glue your worms to the home you created and decorate to your liking.</p> 	<p><u>Social Studies:</u> <u>Make a Worm Home</u></p> <p>Fill the bottom of a container with gravel. Layer damp, loosely packed soil on top. Have children capture some worms. Add worm food such as dead leaves, coffee grounds, carrot peels, or small bits of fruit and vegetables. Worms also love cornmeal.</p> <p>Cover the container with dark paper or a dark fabric. To observe the worms remove the fabric. Moisten the soil daily with a spray bottle. Use distilled water or rainwater if possible.</p> 
<p><u>Music</u></p> <p><i>Herman the Worm:</i> https://www.youtube.com/watch?v=raMEQzGVY3w</p> <p><i>Five Little Birds:</i> https://www.youtube.com/watch?v=Ov-Dh rJy7Zl</p> 	<p><u>Math</u></p> <p><i>Bird Watch Tally</i></p> <p>Go outside or look out your window and make a tally mark on the Bird Watch Tally sheet each time you see a bird sitting, walking, flying or swimming. When you are done bird watching, count your tallies in each row and write the number. Decide which has the most, least or if any were equal.</p> 	<p><u>Pretend!</u></p> <p>Make a nest out of blankets or other things that you find in your home. Snuggle up and read a book with your family.</p> 
<p><u>Rhyme and Count</u></p>  <p>Say this rhyme and do the Fingerplay.</p> <p><i>5 Bright Birdies hopping all around. Strutting & pecking on the dewy ground. One bright birdie flies up in the tree. And sings a little song, tweet-tweetle-ee.</i></p> <p>(Countdown to 1 using your fingers)</p>	<p><u>Movement</u></p> <p>Cosmic Kids Yoga</p>  <p><i>Tallulah the Owlet</i> https://www.youtube.com/watch?v=2aje33UPixE</p> <p><i>Stezzi the Parrot</i> https://www.youtube.com/watch?v=LIBz0ldOFiQ</p>	<p><u>Create</u></p> <p>Glue or staple 2 toilet roll tubes together to make binoculars. Paint or color your binoculars. Use your new binoculars to look for birds. How many birds do you see? What color are the birds?</p>  <p>Draw a picture of one of the birds you saw.</p>


**Every school counselor and student assistance counselor is available to support students during this time. Please feel free to reach out to them via email to set up a time to talk. If your family is in need for reaching community support and/or resources, please contact our Family Resource Specialist, Katie Smith. The link below will take you to a Linn-Mar webpage where a list of resources has been collected for families. School counselors and Student assistance team members' contact information is also on this webpage.*

<https://tinyurl.com/wecareaboutyou>

Listen to Diary Of A Worm on Book Flix

~Get your username and password from your teacher(from SEESAW)

~Afterward draw a picture of a worm.



National Geographic Kids

Learn about birds and other amazing animals at National Geographic Kids. Our national bird, the eagle and our state bird, the goldfinch are 2 you might want to check out.

<https://kids.nationalgeographic.com/>