

# Indian Creek News

November 2020

Kelly Kretschmar, Principal



# November



SUNDAY	MONDAY	TUESDAY	WEDNESDAY	THURSDAY	FRIDAY	SATURDAY
1	2	3	4	5 2-Hour Early Dismissal Parent Teacher Conferences 2:00-7:00	6 Hy-Vee Receipt & Box Top Drop Off Day	7
8	9  Virtual PTO Meeting 6:30 PM	10 2-Hour Early Dismissal Parent Teacher Conferences 2:00-7:00 IC Day/Night @ Zio John's 11 AM-9 PM	11	12 End of 1 <sup>st</sup> Quarter	13  NO SCHOOL Teacher Collaboration Day	14
15	16	17	18	19	20  Pride Day Hy-Vee Receipt & Box Top Drop Off Day	21
22	23	24	25  NO SCHOOL Comp Day	26  NO SCHOOL Thanksgiving Break	27  NO SCHOOL Thanksgiving Break	28
29	30	1	2	3	4	5

Dear Indian Creek Families,

It is hard to believe that November is already upon us and conferences start this week. We look forward to parent/teacher conferences as we know this is a time to set goals for the school year.

One thing parents often ask us here at school is what can we do at home to help our children with reading? Parents are their child's first and most important teacher. It's almost impossible to overestimate the tremendous impact parents have on their child's reading success. Throughout the first years of school, teachers are helping your child develop reading skills that will enable him or her to become a proficient reader. But make no mistake, learning to read takes practice, practice and more practice—much more than a child can get during a school day.

You can provide reading opportunities and extra guidance at home by simply implementing some simple activities. They are sure to help your child with reading comprehension regardless of what skill level they are currently at. Equally important, these activities will help foster a love for reading.

The good news is that teaching reading comprehension strategies are really second nature to parents. For example, when a mother says something like, "Jenny, tell your dad what we did at the zoo today," that builds a foundation for understanding how narratives work. While it would be great if all instructional techniques were this intuitive, most parents need a little nudge in the right direction.

Helping your child develop good reading comprehension skills involves planning. In other words, you need to give them the tools they need to apply to whatever kind of book you're reading together.

Before reading a book about ocean life, for example, first talk to your child about how fish are different from mammals and have to live in a water environment. Preview the text to find unfamiliar words like "gills" and "vertebrate" and explain them before you start reading. Talk about the fish you may have seen in a pet store or at the beach. You can even go the extra mile and take your child to the local aquarium. Does this sound a little extreme? Not at all – teachers do it all the time! Just trust that these steps will go a long way in comprehension development.

Studies show that children are exposed to a larger variety of words in children's books that are read to them than from what they hear on prime-time TV. That means anything you read to them will enlarge their vocabulary much more than the conversational dribble heard on television.

Remember that your child's listening vocabulary is much larger than their reading vocabulary. When you read books that are interesting to your child, both reading and writing vocabularies increase. That's because if they have heard a word before in context, then when it's presented in the classroom they will be able to recognize it with greater comprehension.

Good readers unconsciously create visual images in their heads while they are reading. It's all part of the comprehension process. While you are reading to your child, think out loud about the images you see or the questions that may arise. That means explaining the ideas, pictures, questions, and connections that go through your mind as you read a passage. Here's an example of a think aloud: The title of this book is Bobby: The Bravest Boxer. There is a picture of a dog on the cover so that tells me Bobby is a boxer dog instead of a man that boxes. I wonder what the dog did that proved his bravery. I need to read ahead and find out. Oh, on the next page it says, "Bobby got very nervous when the children were playing outside all alone, especially if they are near the street." That tells me that Bobby may do something to protect one of the children in the family. But how? I have to read on to find out more.

Most all children jump at the opportunity to play a little role reversal. As you and your child are reading, take turns coming up with questions, making predictions, and summarizing. You be the student and let your son or daughter be the teacher. Children love being able to say things like "Dad, tell me what you think will happen next!"

One of the most important things parents can do is to provide reading material that is interesting and relevant. Nothing turns a child off reading like boring content. If your reader is a young boy make sure he has access to scary stories, sports books, or science fiction. And if your girl likes those things as well, make sure she has them in addition to stories about animals, fairytales, or babysitting clubs.

By consistently using these reading comprehension tips and strategies you'll provide a learning environment that will accelerate your child's reading comprehension development. Not only that, you'll form a parent – child bond that will serve your child well as he or she meets the challenges of school years and beyond.

Sincerely,

Kelly Kretschmar



Happy  Thanksgiving





# Parent-Teacher Conferences

The elementary school conference days are November 5<sup>th</sup> and November 10<sup>th</sup> from 2:00-7:00 PM. Please be sure to keep your scheduled 20-minute **virtual** conference time with your child's teacher. If for some reason you will not be able to make your scheduled time work, please call Mrs. Harder at 447-3270, or your child's teacher directly. We are very excited for our virtual conferences at Indian Creek. It is a special time for teachers and parents to dialogue.



## Help us Stay On Time

Parent Teacher Conferences will be on a tight 20-minute schedule. Bell tones will ring every 20 minutes to signal conference stop and start times. Please be mindful of your time with the teacher and listen for the tone so we can keep everyone on time! Thank you for your cooperation.

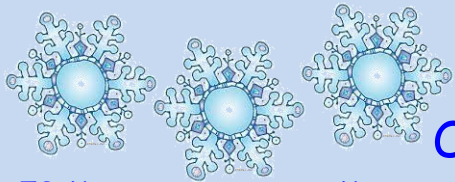


## November Early Dismissal Days


School will be dismissed at 1:15 on the following days:

**November 5<sup>th</sup>**  
**November 10<sup>th</sup>**





## Snowy Weather and the Playground



If there is snow on the ground, these are the guidelines we will be using at Indian Creek for the playground:

1. Children without snow boots (boots that are not worn all day long) will be asked to play on the shoveled areas of the playground only.
2. Children with snow boots will be allowed to walk in the snowy areas.
3. Children with snow boots, snow pants/snow suits, and mittens/gloves will be allowed to play in the snow.

It is also a good idea to send hat/hood, ear band or earmuffs, and mittens/gloves as well. Since we all know the weather in Iowa changes quickly, it would be helpful if you could send these things with your child daily (a plastic grocery bag would be a great carryall bag). This way we all are sure to enjoy the snowy days on the playground without becoming wet and cold. Please label each item with your child's name. Our health office is no longer loaning winter wear for students to use at recess. Thanks so much for your help!!!!



## Indian Creek Day/Night at Zio Johno's

Tuesday

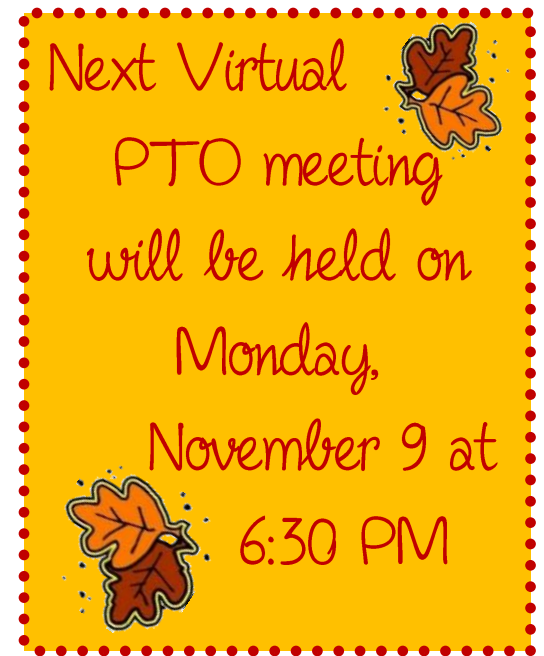
November 10

11:00 AM to 9:00 PM

Indian Creek will receive 10% back on dine in, carry out, and delivery orders.

## HY-VEE Receipt & BOX TOP Drop Off at Indian Creek!

Friday, November 6<sup>th</sup> and Friday, November 20<sup>th</sup> from 9:30 AM - 3:00 PM you may drop off your HY-VEE receipts and your BOX TOPS at Indian Creek. Please use the back-parking lot (the parking lot off of 29<sup>th</sup> Avenue) and look for the drop off container placed in the corner near the back door to the school.



## SUBSTITUTE TEACHERS AND CLASSROOM ASSOCIATES WANTED

Linn-Mar CSD is looking for substitute teachers and classroom associates. If you are interested in a flexible, yet rewarding position, this is for you! Did you know you could be a substitute teacher even if you don't have your teaching degree?

The Substitute Authorization program allows individuals to receive certification upon completion of a course. As part of her Proclamation of Disaster Emergency, Governor Reynolds' expanded eligibility for individuals with a least a 2-year college degree or 60 semester hours of college coursework completed from a regionally accredited institution. More information on course offerings can be found by visiting

<https://www.gwaea.org/educators/learning>.

No experience? No worries! On the job training is available for our student support associate substitutes. Go to <https://subcentral.gwaea.org/>, "Start My Registration" to apply. If you have questions, please contact Heather Jordan at 319-447-3004.

## Thank You ~ Thank You


We would like to say a big thank you to all of the volunteers who joined us at the October curbside volunteer workshop - Lewis Kanyiba, Jovie Sanchez, Jen Pate, Barb Potter, Kim Chapman, Gretchen Ketels, Jenny Weig, Michelle Shaheen, Maryann Pudar, Mary Jo Carlson, Erika Battern, Audrey Luetters, Carol Hanson, Ashwini Jagtap, Deborah Berrang, Shawn Burke, & Angela Burke.

# We LOVE Our Volunteers!

# Indian Creek



# PTO




# is the Best!



## AND THE WINNERS ARE....

Congratulations to Mrs. Monaghan's kindergarten class and Mrs. Zahradnik's 4th grade class for winning the fall Box Top contest! These classes will celebrate with a popcorn & juice box party. Keep clipping those tops & scanning those receipts!



Thank you to the Indian Creek PTO for the purchase and up-grade of several new sound systems for our classrooms!

Our teachers are very thankful to have these amazing sound systems for their classrooms.

